



WALKER COUNTY

SCHOOL SYSTEM SNAPSHOT: 2026 EDITION*

PO Box 311 | Jasper, AL 35502 | (205) 387-0555

Superintendent

Dr. Dennis Willingham

Board Members

Bradley Ingle, Lee Headrick, Todd Vick, Dr. Vonda Beaty, Trent Kennedy



\$7,247,810

Cost of One Month's
Operation/General Fund



4.48

Number of Months
Reserve Balance

By the Numbers



Schools¹ 17



Students/ADM² 6,717



Free & Reduced Lunch 66%

Community Eligibility Program 68%



Number of Route Buses³ 94

Buses 10 yrs. old or less 96%

Students Bused 3,632



Full-Time Employees 990

Teachers 480

Principals/
Assistant Principals 29

Counselors 17

Librarians 15

Other Certified Employees 27

Support Personnel 422

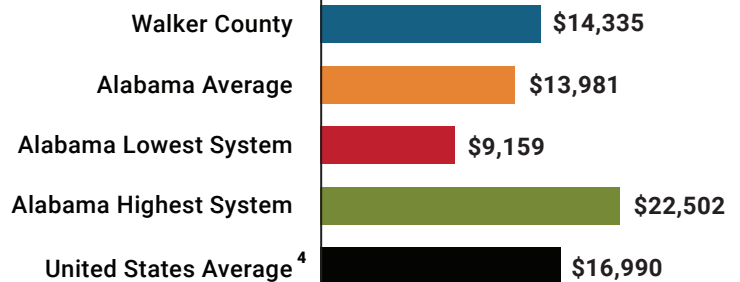
¹ Schools with enrollment, including Alternative and Career Technical Education

² Average Daily Membership (includes virtual students)

³ Data collected in 2024 and used for FY26 funding

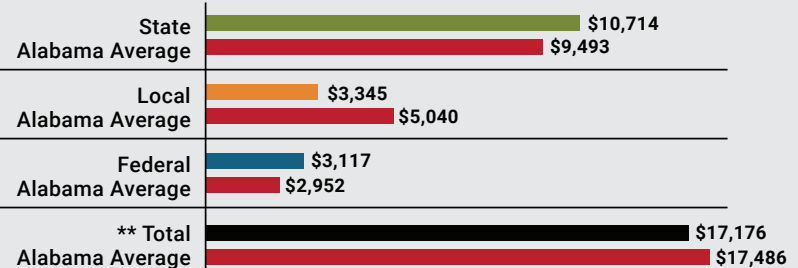
⁴ 2024-2025 NEA Rankings of the States

Total Per-Pupil Expenditures (PPE)



Per-Pupil Revenue Sources

Walker County Revenue Sources



**Total Revenue Among 139 School Systems



41
STATE
RANK

86
LOCAL
RANK

63
FEDERAL
RANK

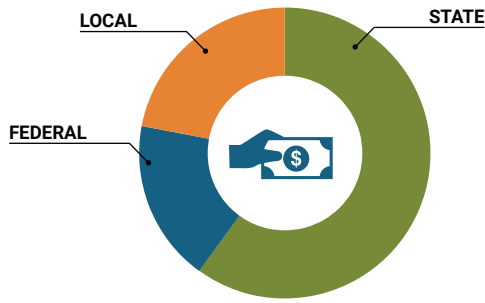
OVERALL SYSTEM RANK 75

LEAs with a substantial increase in reported ADM may show lower rankings since additional revenues reflecting those increases are not received until the following fiscal year. LEAs with a statewide virtual program may also be ranked lower overall due to state revenues received for increased ADM as compared to their local and federal revenue sources.

* THIS REPORT INCLUDES FISCAL YEAR 2024 DATA

School System Revenue

How was your school system funded?¹



\$71,967,899	STATE	60%
\$20,939,266	FEDERAL	18%
\$26,445,279	LOCAL	22%
— \$5,475,420	Local 10-Mill Match	
\$20,969,859	AVAILABLE LOCAL REVENUE	

VALUE OF 1-MILL
For Your School System

\$547,542

School System Spending

How did your school system spend state & local dollars?¹

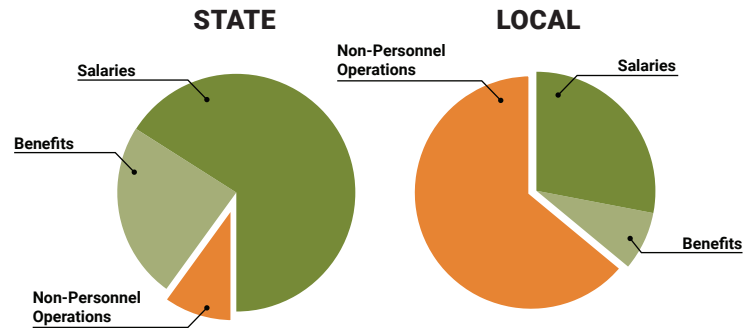
	STATE SPENDING ^{2,3}	LOCAL SPENDING ²
Salaries	\$41,721,262	\$4,735,058
Benefits	\$15,180,977	\$1,452,778
Non-Personnel Operations	\$6,104,817	\$10,991,992
TOTAL	\$63,007,056	\$17,179,828

¹ Revenues and expenditures may contain nominal variances due to rounding

² Does not include debt service or capital outlay

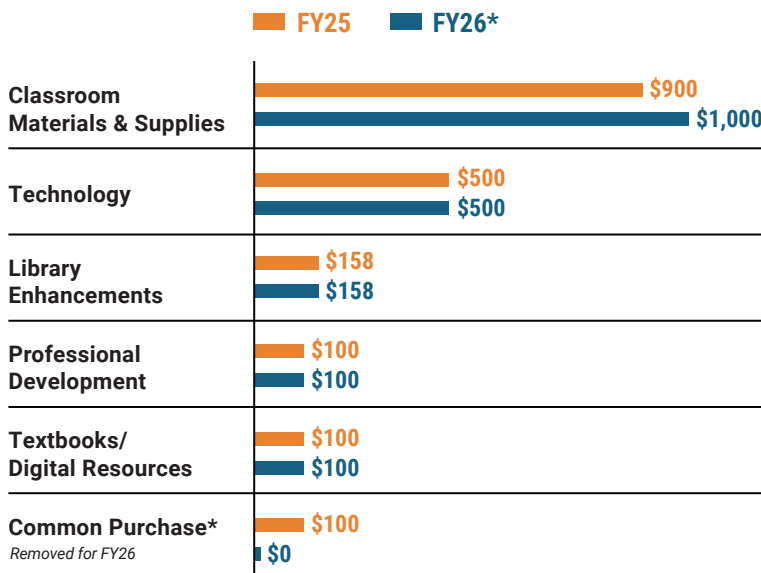
³ Includes 10-mill match

⁴ Such as utilities, operations & maintenance, etc.

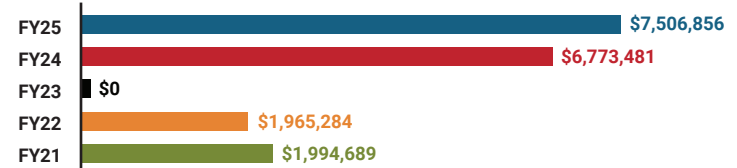


**Only 10% of state funding is available
for non-personnel expenditures⁴**

Instructional Support



Educational Advancement & Technology Fund⁵



⁵ These one-time supplemental funds may be used for repairs and deferred maintenance, capital outlay, classroom instructional supplies, insurance for facilities, transportation, technology and school safety. For FY23, there was no EAT allocation for school systems.

System Debt

TOTAL DEBT⁶	DEBT PER STUDENT
\$25,307,389	\$3,767

⁶ The debt totals in system audit reports may differ due to audit adjustments.



ALABAMA
ASSOCIATION OF
SCHOOL BOARDS

Sally Smith, J.D.
Executive Director

Tracey A. Meyer
Governmental Relations Coordinator

43 South Jackson Street
Montgomery, Alabama 36104

1-800-562-0601 | AlabamaSchoolBoards.org

@AlaSchoolBoards Facebook.com/AlabamaSchoolBoards