



TUSCALOOSA COUNTY

SCHOOL SYSTEM SNAPSHOT: 2026 EDITION*
PO Drawer 2568 | Tuscaloosa, AL 35403 | (205) 758-0411

Superintendent

Dr. Daniel Bray

Board Members

Bill Squires, Joseph Hocutt, Lance Bailey, Portia Jones, Neal Guy, Don Presley, Randy Smalley

\$16,686,726
Cost of One Month's
Operation/General Fund

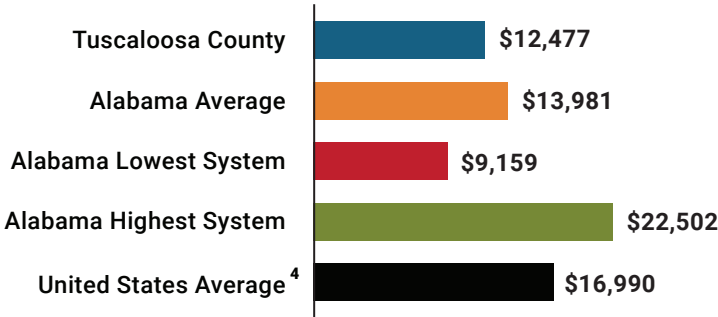
4.17
Number of Months
Reserve Balance

By the Numbers

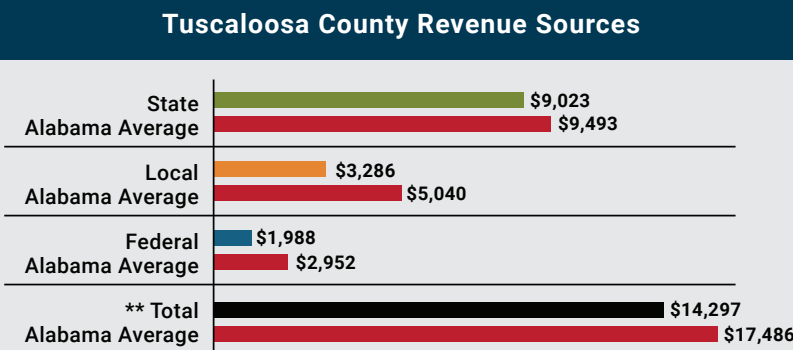
	Schools ¹	34
	Students/ADM ²	18,334
	Free & Reduced Lunch	63%
	Community Eligibility Program	59%
	Number of Route Buses ³	212
	Buses 10 yrs. old or less	100%
	Students Bused	9,575
	Full-Time Employees	2,384
	Teachers	1,208
	Principals/ Assistant Principals	72
	Counselors	49
	Librarians	37
	Other Certified Employees	67
	Support Personnel	951

¹ Schools with enrollment, including Alternative and Career Technical Education
² Average Daily Membership (includes virtual students)
³ Data collected in 2024 and used for FY26 funding
⁴ 2024-2025 NEA Rankings of the States

Total Per-Pupil Expenditures
(PPE)



Per-Pupil Revenue Sources



**Total Revenue Among 139 School Systems



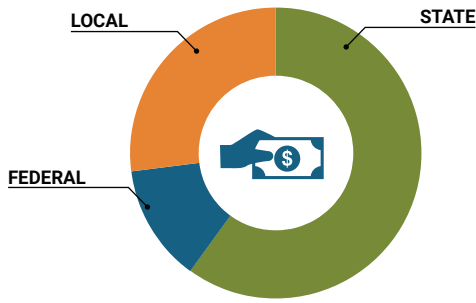
OVERALL SYSTEM RANK 134

LEAs with a substantial increase in reported ADM may show lower rankings since additional revenues reflecting those increases are not received until the following fiscal year. LEAs with a statewide virtual program may also be ranked lower overall due to state revenues received for increased ADM as compared to their local and federal revenue sources.

* THIS REPORT INCLUDES FISCAL YEAR 2024 DATA

School System Revenue

How was your school system funded?¹



\$165,424,366 STATE **60%**

\$36,452,835 FEDERAL **13%**

\$72,828,707 LOCAL **27%**

\$20,014,420

Local 10-Mill Match

\$52,814,287 AVAILABLE LOCAL REVENUE

VALUE OF 1-MILL
For Your School System

\$2,001,442

School System Spending

How did your school system spend state & local dollars?¹

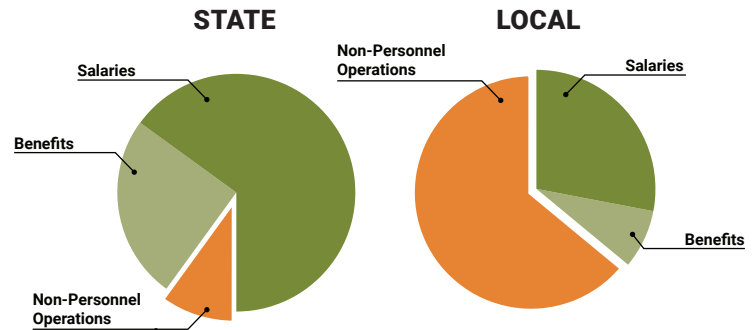
	STATE SPENDING ^{2,3}	LOCAL SPENDING ²
Salaries	\$102,189,962	\$11,914,997
Benefits	\$38,402,635	\$3,606,509
Non-Personnel Operations	\$15,633,028	\$28,176,256
TOTAL	\$156,225,625	\$43,697,762

¹ Revenues and expenditures may contain nominal variances due to rounding

² Does not include debt service or capital outlay

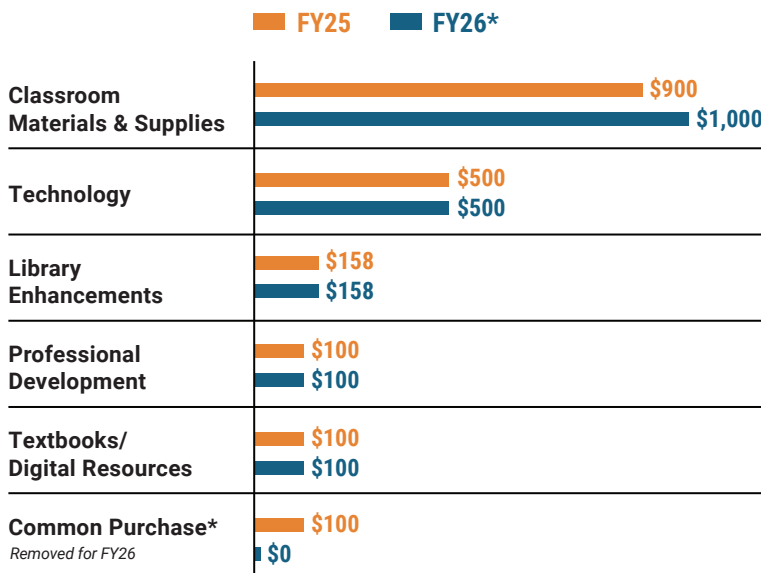
³ Includes 10-mill match

⁴ Such as utilities, operations & maintenance, etc.

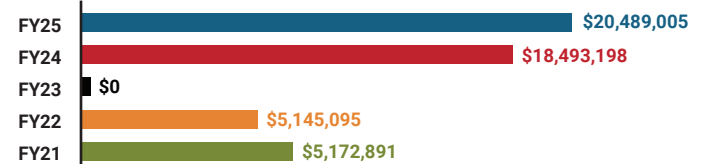


**Only 10% of state funding is available
for non-personnel expenditures⁴**

Instructional Support



Educational Advancement & Technology Fund⁵



⁵ These one-time supplemental funds may be used for repairs and deferred maintenance, capital outlay, classroom instructional supplies, insurance for facilities, transportation, technology and school safety. For FY23, there was no EAT allocation for school systems.

System Debt

TOTAL DEBT⁶ **\$97,813,174** **DEBT PER STUDENT** **\$5,335**

⁶ The debt totals in system audit reports may differ due to audit adjustments.



ALABAMA
ASSOCIATION OF
SCHOOL BOARDS

Sally Smith, J.D.
Executive Director

Tracey A. Meyer
Governmental Relations Coordinator

43 South Jackson Street
Montgomery, Alabama 36104

1-800-562-0601 | AlabamaSchoolBoards.org

@AlaSchoolBoards Facebook.com/AlabamaSchoolBoards