



TALLADEGA COUNTY

SCHOOL SYSTEM SNAPSHOT: 2026 EDITION*

PO Box 887 | Talladega, AL 35160 | (256) 315-5104

Superintendent

Dr. Suzanne Lacey

Board Members

John Ponder, Dr. Donna Hudson, Sandra Tuck, Susan Shaw, Kathy Landers



\$6,963,164

Cost of One Month's
Operation/General Fund



1.96

Number of Months
Reserve Balance

By the Numbers



Schools¹ 17



Students/ADM² 6,777



Free & Reduced Lunch 69%

Community Eligibility Program 70%



Number of Route Buses³ 118

Buses 10 yrs. old or less 89%

Students Bused 3,643



Full-Time Employees 973

Teachers 422

Principals/
Assistant Principals 34

Counselors 19

Librarians 15

Other Certified Employees 51

Support Personnel 432

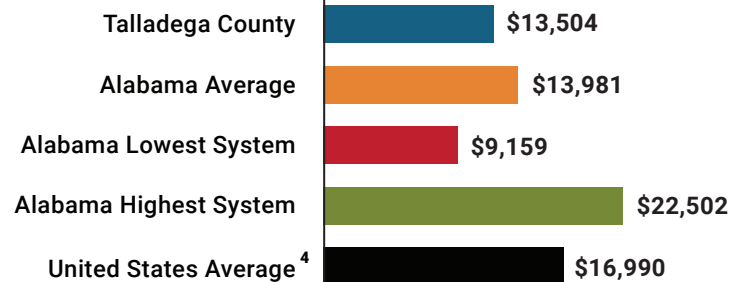
¹ Schools with enrollment, including Alternative and Career Technical Education

² Average Daily Membership (includes virtual students)

³ Data collected in 2024 and used for FY26 funding

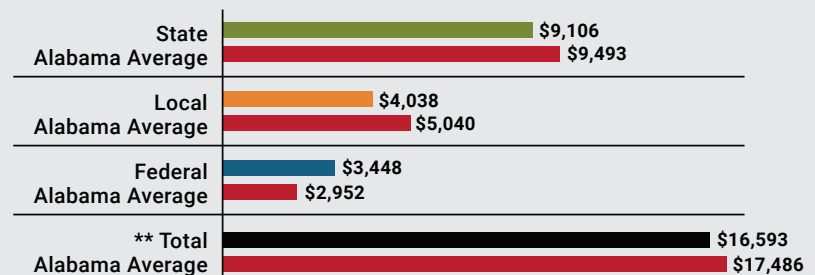
⁴ 2024-2025 NEA Rankings of the States

Total Per-Pupil Expenditures (PPE)



Per-Pupil Revenue Sources

Talladega County Revenue Sources



**Total Revenue Among 139 School Systems



115
STATE
RANK

63
LOCAL
RANK

52
FEDERAL
RANK

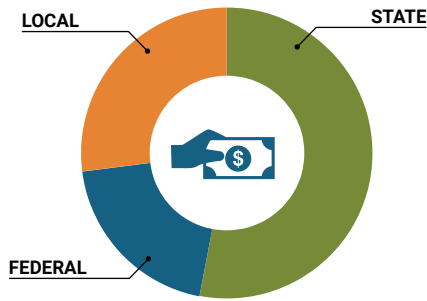
OVERALL SYSTEM RANK 93

LEAs with a substantial increase in reported ADM may show lower rankings since additional revenues reflecting those increases are not received until the following fiscal year. LEAs with a statewide virtual program may also be ranked lower overall due to state revenues received for increased ADM as compared to their local and federal revenue sources.

* THIS REPORT INCLUDES FISCAL YEAR 2024 DATA

School System Revenue

How was your school system funded?¹



\$61,712,449	STATE	53%
\$23,370,131	FEDERAL	20%
\$30,534,443	LOCAL	26%
— \$10,400,850	Local 10-Mill Match	
\$20,133,593	AVAILABLE LOCAL REVENUE	

VALUE OF 1-MILL
For Your School System

\$1,040,085

School System Spending

How did your school system spend state & local dollars?¹

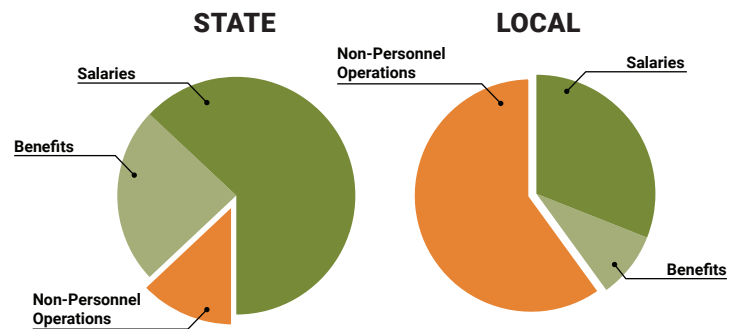
	STATE SPENDING ^{2,3}	LOCAL SPENDING ²
Salaries	\$38,159,327	\$4,574,181
Benefits	\$14,315,996	\$1,297,905
Non-Personnel Operations	\$7,503,908	\$9,102,054
TOTAL	\$59,979,231	\$14,974,140

¹ Revenues and expenditures may contain nominal variances due to rounding

² Does not include debt service or capital outlay

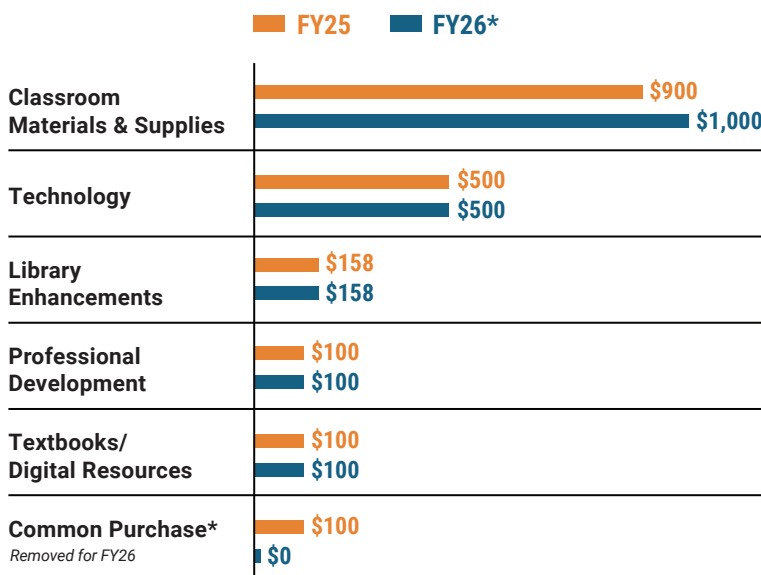
³ Includes 10-mill match

⁴ Such as utilities, operations & maintenance, etc.

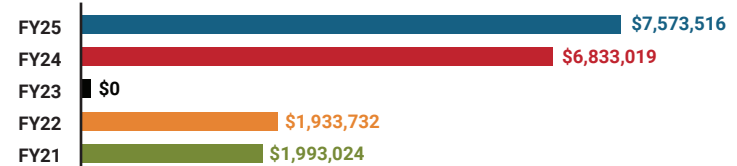


Only 13% of state funding is available
for non-personnel expenditures⁴

Instructional Support



Educational Advancement & Technology Fund⁵



⁵ These one-time supplemental funds may be used for repairs and deferred maintenance, capital outlay, classroom instructional supplies, insurance for facilities, transportation, technology and school safety. For FY23, there was no EAT allocation for school systems.

System Debt

TOTAL DEBT ⁶	DEBT PER STUDENT
\$51,985,096	\$7,671

⁶ The debt totals in system audit reports may differ due to audit adjustments.



ALABAMA
ASSOCIATION OF
SCHOOL BOARDS

Sally Smith, J.D.
Executive Director

Tracey A. Meyer
Governmental Relations Coordinator

43 South Jackson Street
Montgomery, Alabama 36104

1-800-562-0601 | AlabamaSchoolBoards.org

@AlaSchoolBoards Facebook.com/AlabamaSchoolBoards