



SUMTER COUNTY

SCHOOL SYSTEM SNAPSHOT: 2026 EDITION*
PO Box 10 | Livingston, AL 35470 | (205) 652-9605

Superintendent

Dr. Marcy Burroughs

Board Members

Eleanor James, Lillian Wideman, Sharon Nelson, Jeanette Brassfield-Payne, Darla Spencer, Christine Jones

\$1,199,932
Cost of One Month's Operation/General Fund

5.18
Number of Months Reserve Balance

By the Numbers

- Schools**¹..... 5
- Students/ADM**²..... 931
- Free & Reduced Lunch**..... 92%
Community Eligibility Program..... 90%
- Number of Route Buses**³..... 21
 Buses 10 yrs. old or less..... 100%
 Students Bused..... 777
- Full-Time Employees**..... 173
 Teachers..... 67
 Principals/Assistant Principals..... 7
 Counselors..... 5
 Librarians..... 3
 Other Certified Employees..... 9
 Support Personnel..... 82

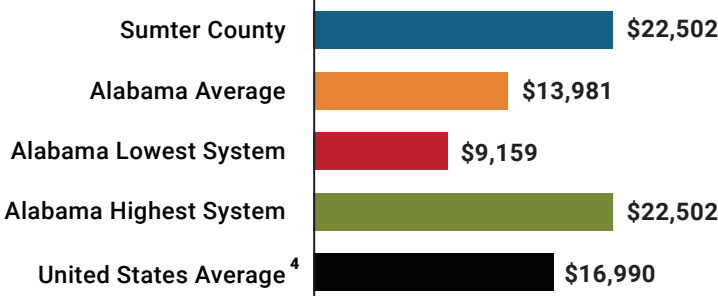
¹ Schools with enrollment, including Alternative and Career Technical Education

² Average Daily Membership (includes virtual students)

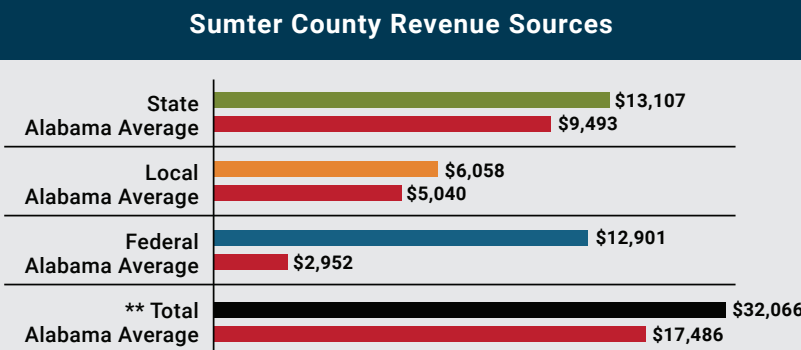
³ Data collected in 2024 and used for FY26 funding

⁴ 2024-2025 NEA Rankings of the States

Total Per-Pupil Expenditures (PPE)



Per-Pupil Revenue Sources



**Total Revenue Among 139 School Systems

6
STATE
RANK

26
LOCAL
RANK

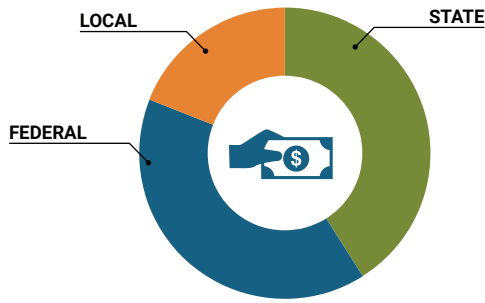
1
FEDERAL
RANK

OVERALL SYSTEM RANK 2

LEAs with a substantial increase in reported ADM may show lower rankings since additional revenues reflecting those increases are not received until the following fiscal year. LEAs with a statewide virtual program may also be ranked lower overall due to state revenues received for increased ADM as compared to their local and federal revenue sources.

School System Revenue

How was your school system funded?¹



\$12,200,113	STATE	41%
\$12,007,938	FEDERAL	40%
\$5,773,356	LOCAL	19%
\$1,427,280	Local 10-Mill Match	
\$4,346,076	AVAILABLE LOCAL REVENUE	

VALUE OF 1-MILL
For Your School System

\$142,728

School System Spending

How did your school system spend state & local dollars?¹

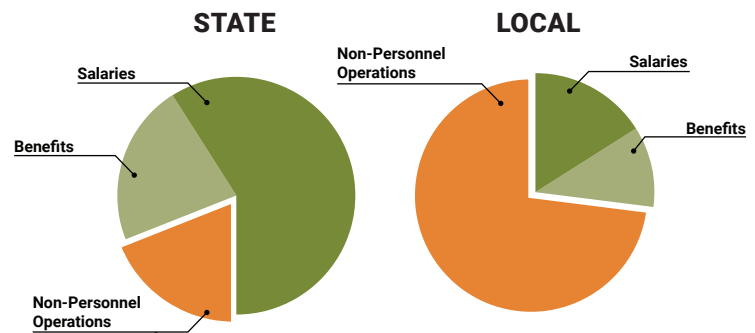
	STATE SPENDING ^{2,3}	LOCAL SPENDING ²
Salaries	\$6,398,761	\$468,542
Benefits	\$2,327,660	\$307,963
Non-Personnel Operations	\$1,986,229	\$2,076,318
TOTAL	\$10,712,650	\$2,852,822

¹ Revenues and expenditures may contain nominal variances due to rounding

² Does not include debt service or capital outlay

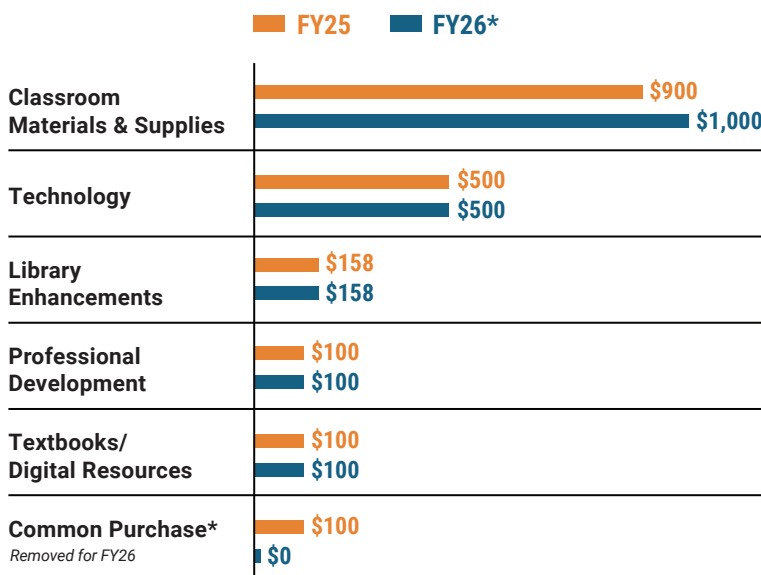
³ Includes 10-mill match

⁴ Such as utilities, operations & maintenance, etc.



**Only 19% of state funding is available
for non-personnel expenditures⁴**

Instructional Support



Educational Advancement & Technology Fund⁵

FY25	\$1,040,199
FY24	\$959,473
FY23	\$0
FY22	\$322,392
FY21	\$326,987

⁵ These one-time supplemental funds may be used for repairs and deferred maintenance, capital outlay, classroom instructional supplies, insurance for facilities, transportation, technology and school safety. For FY23, there was no EAT allocation for school systems.

System Debt

TOTAL DEBT⁶	DEBT PER STUDENT
\$13,222,032	\$14,205

⁶ The debt totals in system audit reports may differ due to audit adjustments.



ALABAMA
ASSOCIATION OF
SCHOOL BOARDS

Sally Smith, J.D.
Executive Director

Tracey A. Meyer
Governmental Relations Coordinator

43 South Jackson Street
Montgomery, Alabama 36104

1-800-562-0601 | AlabamaSchoolBoards.org

@AlaSchoolBoards Facebook.com/AlabamaSchoolBoards