



SHELBY COUNTY

SCHOOL SYSTEM SNAPSHOT: 2026 EDITION*

PO Box 1910 | Columbiana, AL 35051 | (205) 682-7000

Superintendent

Dr. Lewis Brooks

Board Members

David Bobo, Amber Polk, Peg Hill, Dr. Jennifer Davis, Billy Holliday



\$21,434,784

Cost of One Month's
Operation/General Fund



4.57

Number of Months
Reserve Balance

By the Numbers



Schools¹ 29



Students/ADM² 20,681



Free & Reduced Lunch 42%

Community Eligibility Program 37%



Number of Route Buses³ 318

Buses 10 yrs. old or less 60%

Students Bused 10,143



Full-Time Employees 2,974

Teachers 1,430

Principals/
Assistant Principals 71

Counselors 50

Librarians 32

Other Certified Employees 76

Support Personnel 1,315

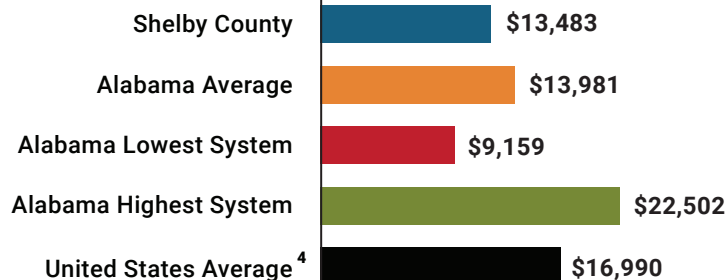
¹ Schools with enrollment, including Alternative and Career Technical Education

² Average Daily Membership (includes virtual students)

³ Data collected in 2024 and used for FY26 funding

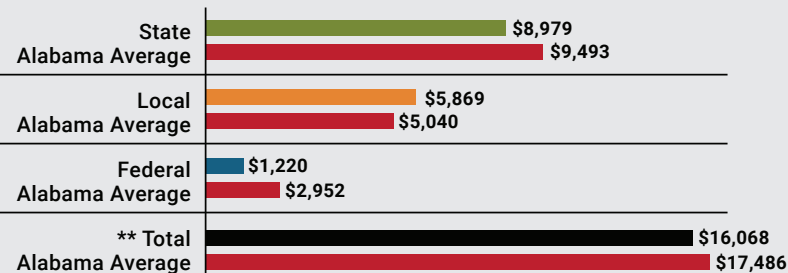
⁴ 2024-2025 NEA Rankings of the States

Total Per-Pupil Expenditures (PPE)



Per-Pupil Revenue Sources

Shelby County Revenue Sources



**Total Revenue Among 139 School Systems



120
STATE
RANK

28
LOCAL
RANK

127
FEDERAL
RANK

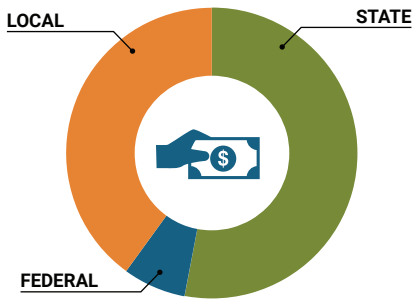
OVERALL SYSTEM RANK 100

LEAs with a substantial increase in reported ADM may show lower rankings since additional revenues reflecting those increases are not received until the following fiscal year. LEAs with a statewide virtual program may also be ranked lower overall due to state revenues received for increased ADM as compared to their local and federal revenue sources.

* THIS REPORT INCLUDES FISCAL YEAR 2024 DATA

School System Revenue

How was your school system funded?¹



\$185,701,667	STATE	53%
\$25,232,566	FEDERAL	7%
\$138,039,031	LOCAL	40%
— \$22,416,410	Local 10-Mill Match	
\$115,622,621	AVAILABLE LOCAL REVENUE	

VALUE OF 1-MILL
For Your School System

\$2,241,641

School System Spending

How did your school system spend state & local dollars?¹

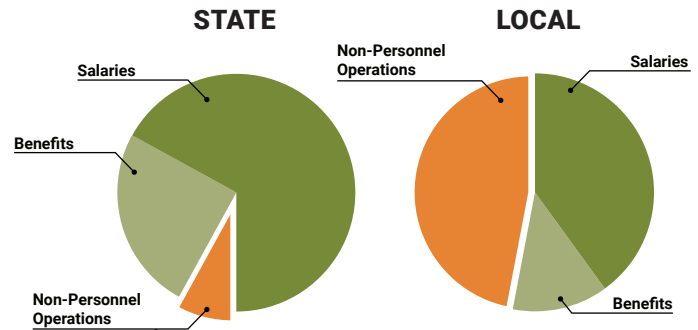
	STATE SPENDING ^{2,3}	LOCAL SPENDING ²
Salaries	\$113,465,430	\$33,610,543
Benefits	\$42,977,545	\$10,527,389
Non-Personnel Operations	\$13,998,448	\$39,147,143
TOTAL	\$170,441,423	\$83,285,075

¹ Revenues and expenditures may contain nominal variances due to rounding

² Does not include debt service or capital outlay

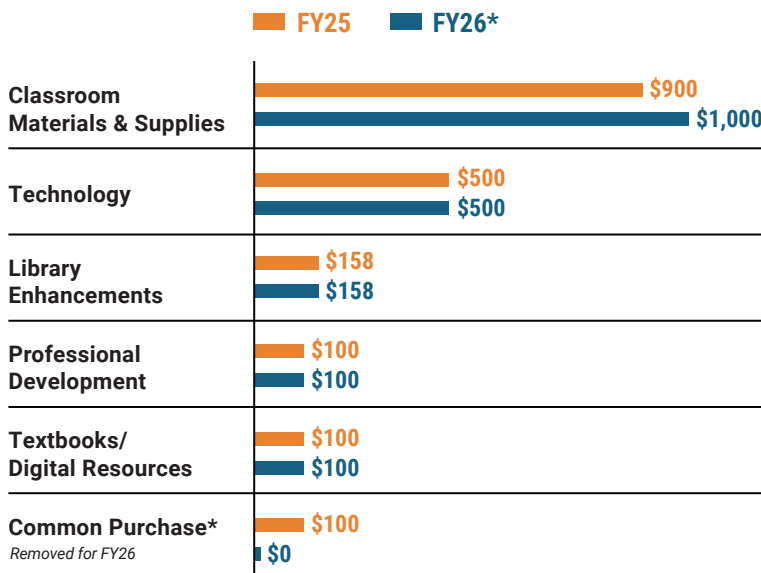
³ Includes 10-mill match

⁴ Such as utilities, operations & maintenance, etc.

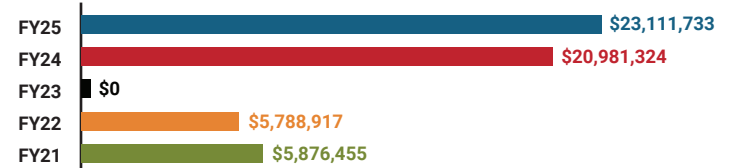


Only 8% of state funding is available
for non-personnel expenditures⁴

Instructional Support



Educational Advancement & Technology Fund⁵



⁵ These one-time supplemental funds may be used for repairs and deferred maintenance, capital outlay, classroom instructional supplies, insurance for facilities, transportation, technology and school safety. For FY23, there was no EAT allocation for school systems.

System Debt

TOTAL DEBT⁶	DEBT PER STUDENT
\$125,957,536	\$6,090

⁶ The debt totals in system audit reports may differ due to audit adjustments.



ALABAMA
ASSOCIATION OF
SCHOOL BOARDS

Sally Smith, J.D.
Executive Director

Tracey A. Meyer
Governmental Relations Coordinator

43 South Jackson Street
Montgomery, Alabama 36104

1-800-562-0601 | AlabamaSchoolBoards.org

@AlaSchoolBoards Facebook.com/AlabamaSchoolBoards