



RANDOLPH COUNTY

SCHOOL SYSTEM SNAPSHOT: 2026 EDITION*

182 Circle Drive | Wedowee, AL 36278 | (256) 357-4611

Superintendent

John Jacobs

Board Members

Tamara Thomas, Raymond Hare, Tim Prince, Dr. Cindy Head, John Hall, Margie Murphy, Lance Daniel



\$1,902,379

Cost of One Month's
Operation/General Fund



5.91

Number of Months
Reserve Balance

By the Numbers



Schools¹ 8



Students/ADM² 2,001



Free & Reduced Lunch 66%
Community Eligibility Program 68%



Number of Route Buses³ 32
Buses 10 yrs. old or less 100%
Students Bused 1,200



Full-Time Employees 302
Teachers 141
Principals/
Assistant Principals 11
Counselors 6
Librarians 4
Other Certified Employees 12
Support Personnel 128

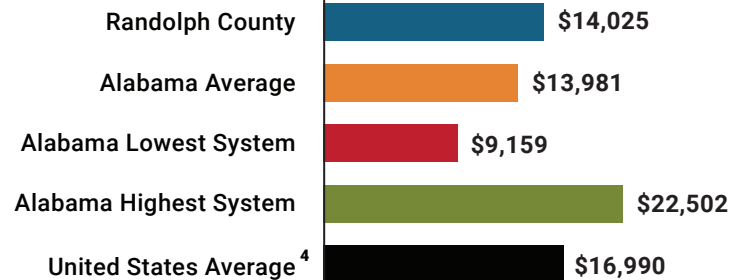
¹ Schools with enrollment, including Alternative and Career Technical Education

² Average Daily Membership (includes virtual students)

³ Data collected in 2024 and used for FY26 funding

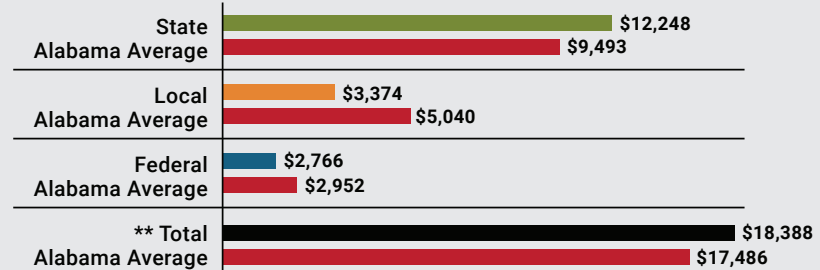
⁴ 2024-2025 NEA Rankings of the States

Total Per-Pupil Expenditures (PPE)



Per-Pupil Revenue Sources

Randolph County Revenue Sources



**Total Revenue Among 139 School Systems



8

STATE
RANK

85

LOCAL
RANK

78

FEDERAL
RANK

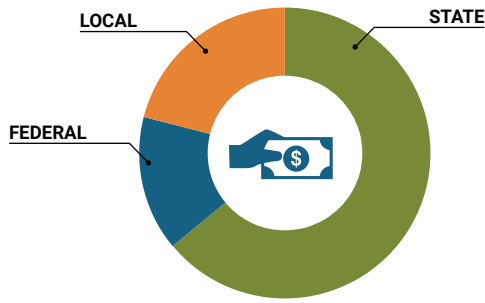
OVERALL SYSTEM RANK 45

LEAs with a substantial increase in reported ADM may show lower rankings since additional revenues reflecting those increases are not received until the following fiscal year. LEAs with a statewide virtual program may also be ranked lower overall due to state revenues received for increased ADM as compared to their local and federal revenue sources.

* THIS REPORT INCLUDES FISCAL YEAR 2024 DATA

School System Revenue

How was your school system funded?¹



\$24,511,367	STATE	64%
\$5,535,592	FEDERAL	14%
\$8,190,403	LOCAL	21%
\$2,791,910	Local 10-Mill Match	
\$5,398,493	AVAILABLE LOCAL REVENUE	

VALUE OF 1-MILL
For Your School System

\$279,191

School System Spending

How did your school system spend state & local dollars?¹

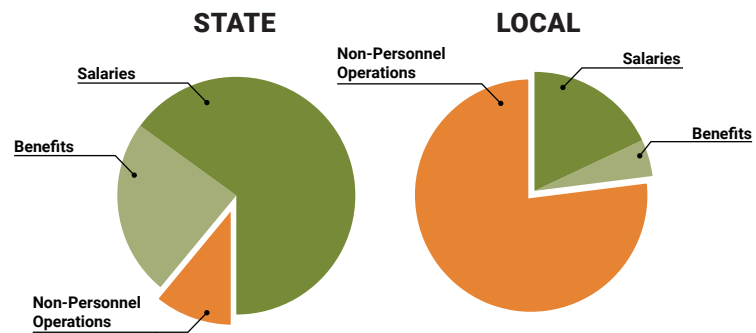
	STATE SPENDING ^{2,3}	LOCAL SPENDING ²
Salaries	\$13,719,039	\$469,715
Benefits	\$4,987,121	\$127,650
Non-Personnel Operations	\$2,367,319	\$2,030,159
TOTAL	\$21,073,480	\$2,627,524

¹ Revenues and expenditures may contain nominal variances due to rounding

² Does not include debt service or capital outlay

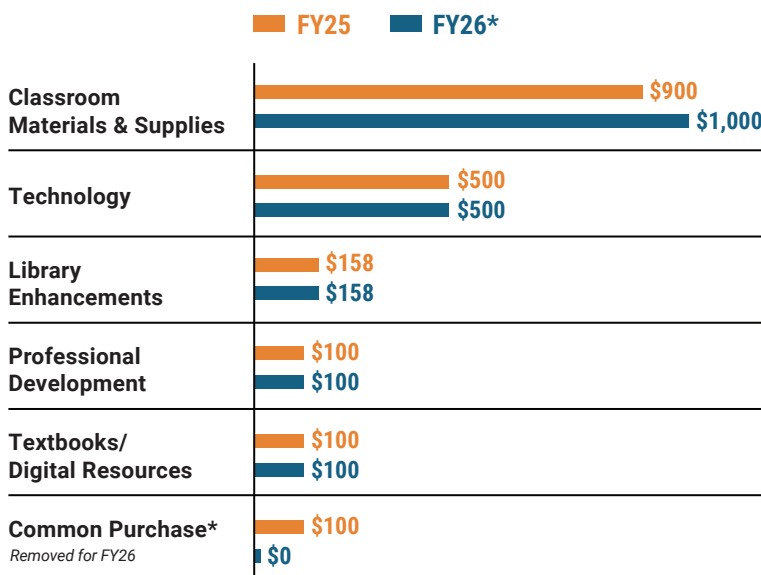
³ Includes 10-mill match

⁴ Such as utilities, operations & maintenance, etc.



Only 11% of state funding is available
for non-personnel expenditures⁴

Instructional Support



Educational Advancement & Technology Fund⁵

FY25	\$2,236,517
FY24	\$2,004,273
FY23	\$0
FY22	\$562,788
FY21	\$588,624

⁵ These one-time supplemental funds may be used for repairs and deferred maintenance, capital outlay, classroom instructional supplies, insurance for facilities, transportation, technology and school safety. For FY23, there was no EAT allocation for school systems.

System Debt

TOTAL DEBT⁶	DEBT PER STUDENT
\$5,379,826	\$2,688

⁶ The debt totals in system audit reports may differ due to audit adjustments.



ALABAMA
ASSOCIATION OF
SCHOOL BOARDS

Sally Smith, J.D.
Executive Director

Tracey A. Meyer
Governmental Relations Coordinator

43 South Jackson Street
Montgomery, Alabama 36104

1-800-562-0601 | AlabamaSchoolBoards.org

@AlaSchoolBoards Facebook.com/AlabamaSchoolBoards