



PERRY COUNTY

SCHOOL SYSTEM SNAPSHOT: 2026 EDITION*

200 W Monroe Street | Marion, AL 36756 | (334) 683-6528

Superintendent

Dr. Marcia Smiley

Board Members

Dr. Vera Davis, Donald Nichols, Rev. Eulas Kirtdoll, Emefa Butler, Cheryle Thomas



\$1,131,428

Cost of One Month's
Operation/General Fund



1.06

Number of Months
Reserve Balance

By the Numbers



Schools¹ 2



Students/ADM² 820



Free & Reduced Lunch 92%

Community Eligibility Program 94%



Number of Route Buses³ 23

Buses 10 yrs. old or less 100%

Students Bused 667



Full-Time Employees 149

Teachers 61

Principals/
Assistant Principals 4

Counselors 2

Librarians 2

Other Certified Employees 9

Support Personnel 71

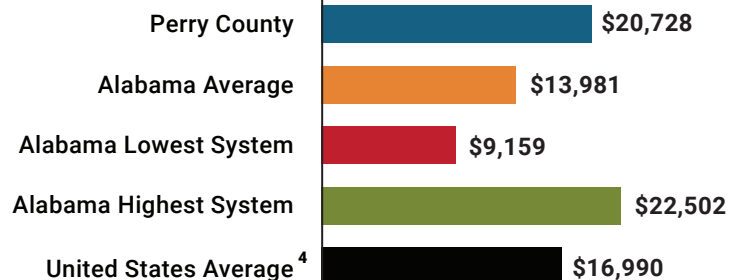
¹ Schools with enrollment, including Alternative and Career Technical Education

² Average Daily Membership (includes virtual students)

³ Data collected in 2024 and used for FY26 funding

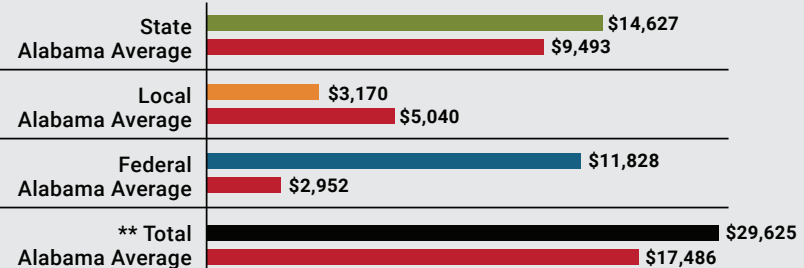
⁴ 2024-2025 NEA Rankings of the States

Total Per-Pupil Expenditures (PPE)



Per-Pupil Revenue Sources

Perry County Revenue Sources



**Total Revenue Among 139 School Systems



2
STATE
RANK

95
LOCAL
RANK

2
FEDERAL
RANK

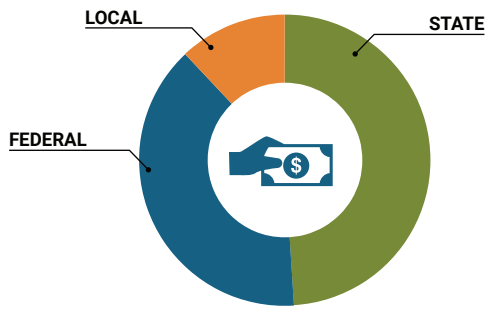
OVERALL SYSTEM RANK 3

LEAs with a substantial increase in reported ADM may show lower rankings since additional revenues reflecting those increases are not received until the following fiscal year. LEAs with a statewide virtual program may also be ranked lower overall due to state revenues received for increased ADM as compared to their local and federal revenue sources.

* THIS REPORT INCLUDES FISCAL YEAR 2024 DATA

School System Revenue

How was your school system funded?¹



\$11,987,643	STATE	49%
\$9,693,662	FEDERAL	39%
\$2,925,632	LOCAL	12%
— \$953,090	Local 10-Mill Match	
\$1,972,542	AVAILABLE LOCAL REVENUE	

VALUE OF 1-MILL
For Your School System

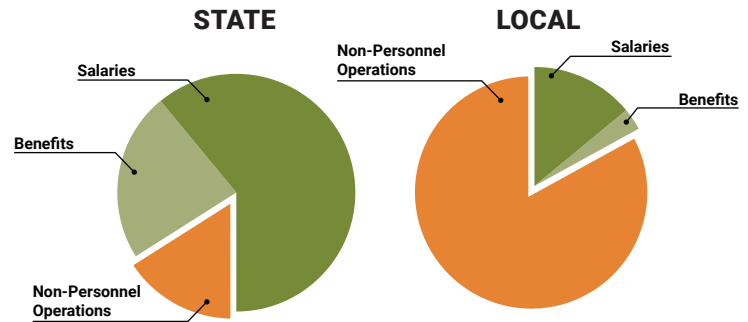
\$95,309

School System Spending

How did your school system spend state & local dollars?¹

	STATE SPENDING ^{2,3}	LOCAL SPENDING ²
Salaries	\$5,912,521	\$397,676
Benefits	\$2,231,812	\$87,402
Non-Personnel Operations	\$1,560,077	\$2,409,349
TOTAL	\$9,704,409	\$2,894,428

- ¹ Revenues and expenditures may contain nominal variances due to rounding
² Does not include debt service or capital outlay
³ Includes 10-mill match
⁴ Such as utilities, operations & maintenance, etc.



Only 16% of state funding is available
for non-personnel expenditures⁴

Instructional Support



Educational Advancement & Technology Fund⁵

FY25	\$915,874
FY24	\$890,810
FY23	\$0
FY22	\$318,116
FY21	\$318,610

⁵ These one-time supplemental funds may be used for repairs and deferred maintenance, capital outlay, classroom instructional supplies, insurance for facilities, transportation, technology and school safety. For FY23, there was no EAT allocation for school systems.

System Debt

TOTAL DEBT⁶	DEBT PER STUDENT
\$4,289,836	\$5,234

⁶ The debt totals in system audit reports may differ due to audit adjustments.



ALABAMA
ASSOCIATION OF
SCHOOL BOARDS

Sally Smith, J.D.
Executive Director

Tracey A. Meyer
Governmental Relations Coordinator

43 South Jackson Street
Montgomery, Alabama 36104

1-800-562-0601 | AlabamaSchoolBoards.org

@AlaSchoolBoards Facebook.com/AlabamaSchoolBoards