



MORGAN COUNTY

SCHOOL SYSTEM SNAPSHOT: 2026 EDITION*

235 Hwy 67 S | Decatur, AL 35603 | (256) 309-2100

Superintendent

Tracie Turrentine

Board Members

Paul Holmes, Christopher Humphries, Adam Glenn, John Holley, Mike Tarpley, Jon Clark, Geoff Halbrooks



\$7,272,645

Cost of One Month's
Operation/General Fund



8.57

Number of Months
Reserve Balance

By the Numbers



Schools¹ 17



Students/ADM² 7,328



Free & Reduced Lunch 62%
Community Eligibility Program 57%



Number of Route Buses³ 93
Buses 10 yrs. old or less 92%
Students Bused 3,183



Full-Time Employees 1,018
Teachers 481
Principals/
Assistant Principals 30
Counselors 21
Librarians 16
Other Certified Employees 51
Support Personnel 419

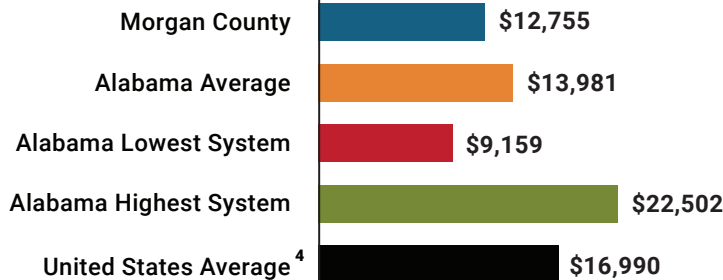
¹ Schools with enrollment, including Alternative and Career Technical Education

² Average Daily Membership (includes virtual students)

³ Data collected in 2024 and used for FY26 funding

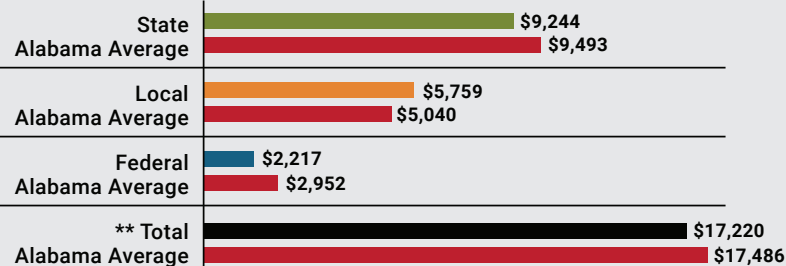
⁴ 2024-2025 NEA Rankings of the States

Total Per-Pupil Expenditures (PPE)



Per-Pupil Revenue Sources

Morgan County Revenue Sources



**Total Revenue Among 139 School Systems



105
STATE
RANK

30
LOCAL
RANK

96
FEDERAL
RANK

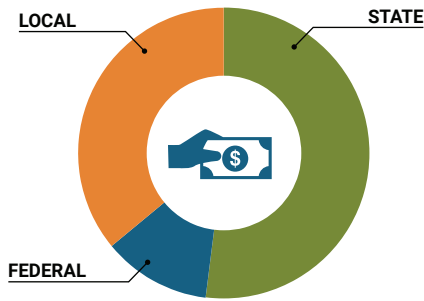
OVERALL SYSTEM RANK 74

LEAs with a substantial increase in reported ADM may show lower rankings since additional revenues reflecting those increases are not received until the following fiscal year. LEAs with a statewide virtual program may also be ranked lower overall due to state revenues received for increased ADM as compared to their local and federal revenue sources.

* THIS REPORT INCLUDES FISCAL YEAR 2024 DATA

School System Revenue

How was your school system funded?¹



\$67,744,454	STATE	52%
\$16,244,423	FEDERAL	12%
\$46,954,213	LOCAL	36%
\$9,078,640	Local 10-Mill Match	
\$37,875,573	AVAILABLE LOCAL REVENUE	

VALUE OF 1-MILL
For Your School System

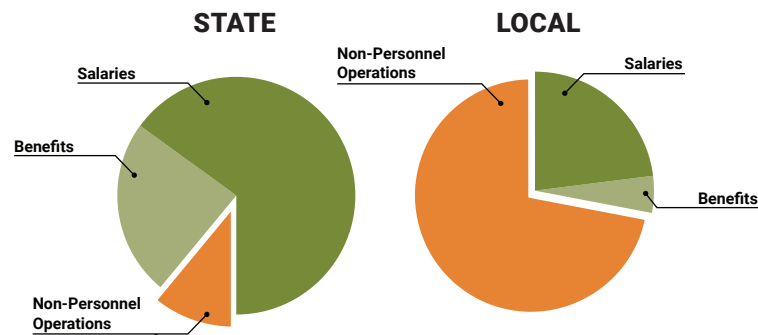
\$907,864

School System Spending

How did your school system spend state & local dollars?¹

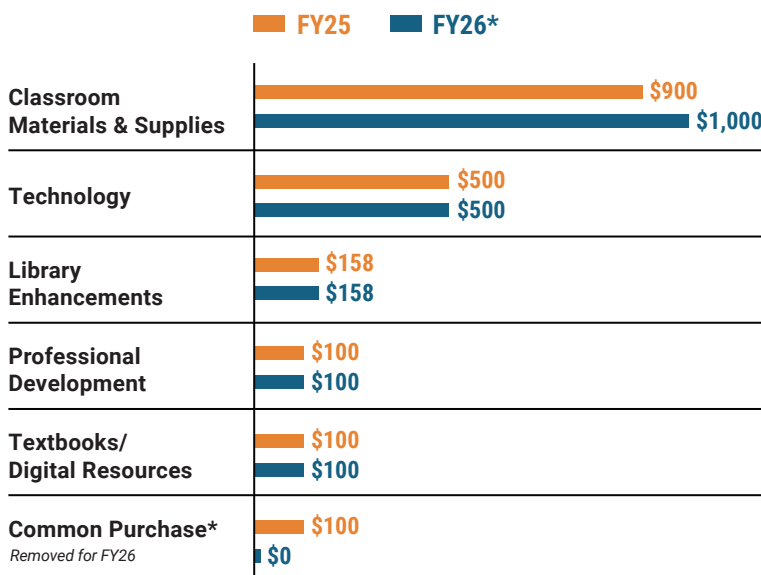
	STATE SPENDING ^{2,3}	LOCAL SPENDING ²
Salaries	\$44,212,729	\$2,986,557
Benefits	\$16,144,582	\$634,592
Non-Personnel Operations	\$7,223,127	\$9,648,129
TOTAL	\$67,580,438	\$13,269,278

- ¹ Revenues and expenditures may contain nominal variances due to rounding
² Does not include debt service or capital outlay
³ Includes 10-mill match
⁴ Such as utilities, operations & maintenance, etc.

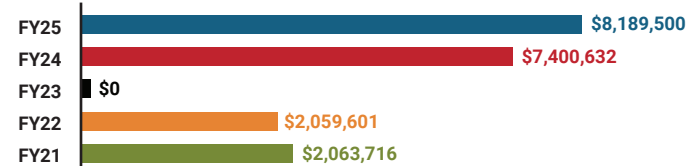


Only 11% of state funding is available for non-personnel expenditures⁴

Instructional Support



Educational Advancement & Technology Fund⁵



⁵ These one-time supplemental funds may be used for repairs and deferred maintenance, capital outlay, classroom instructional supplies, insurance for facilities, transportation, technology and school safety. For FY23, there was no EAT allocation for school systems.

System Debt

TOTAL DEBT⁶	DEBT PER STUDENT
\$93,349,022	\$12,738

⁶ The debt totals in system audit reports may differ due to audit adjustments.



ALABAMA
ASSOCIATION OF
SCHOOL BOARDS

Sally Smith, J.D.
Executive Director

Tracey A. Meyer
Governmental Relations Coordinator

43 South Jackson Street
Montgomery, Alabama 36104

1-800-562-0601 | AlabamaSchoolBoards.org

[@AlaSchoolBoards](https://twitter.com/AlaSchoolBoards) [Facebook.com/AlabamaSchoolBoards](https://facebook.com/AlabamaSchoolBoards)