



MONROE COUNTY

SCHOOL SYSTEM SNAPSHOT: 2026 EDITION*
109 Rosenwald Drive | Monroeville, AL 36460 | (251) 743-2153

Superintendent

Marty Hanks

Board Members

Sabrina Penn-Kidd, Martha Jordan, Brian Harrison, Tammie Rainey, Barbara Turner

\$2,847,926
Cost of One Month's
Operation/General Fund

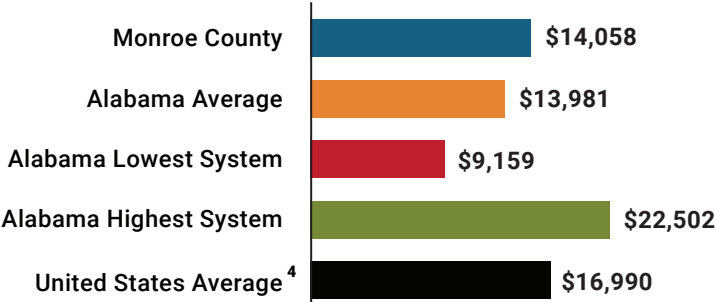
3.77
Number of Months
Reserve Balance

By the Numbers

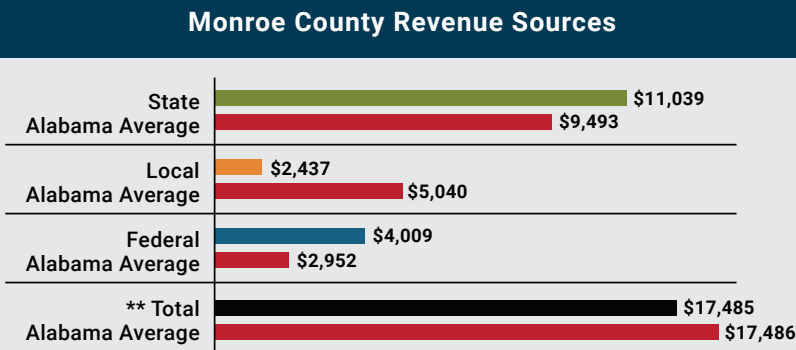
	Schools ¹	8
	Students/ADM ²	2,897
	Free & Reduced Lunch	75%
	Community Eligibility Program	75%
	Number of Route Buses ³	44
	Buses 10 yrs. old or less	100%
	Students Bused	1,511
	Full-Time Employees	468
	Teachers	213
	Principals/ Assistant Principals	16
	Counselors	10
	Librarians	7
	Other Certified Employees	16
	Support Personnel	206

¹ Schools with enrollment, including Alternative and Career Technical Education
² Average Daily Membership (includes virtual students)
³ Data collected in 2024 and used for FY26 funding
⁴ 2024-2025 NEA Rankings of the States

Total Per-Pupil Expenditures (PPE)



Per-Pupil Revenue Sources



**Total Revenue Among 139 School Systems



27
STATE
RANK

121
LOCAL
RANK

38
FEDERAL
RANK

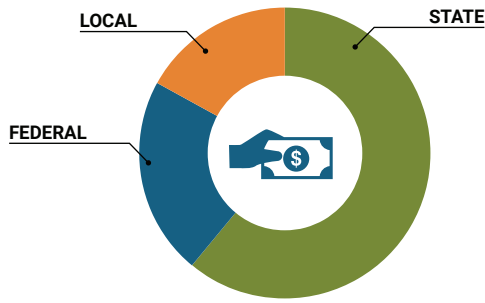
OVERALL SYSTEM RANK 69

LEAs with a substantial increase in reported ADM may show lower rankings since additional revenues reflecting those increases are not received until the following fiscal year. LEAs with a statewide virtual program may also be ranked lower overall due to state revenues received for increased ADM as compared to their local and federal revenue sources.

* THIS REPORT INCLUDES FISCAL YEAR 2024 DATA

School System Revenue

How was your school system funded?¹



\$31,983,828	STATE	61%
\$11,616,735	FEDERAL	22%
\$8,774,500	LOCAL	17%
\$3,369,660	Local 10-Mill Match	
\$5,404,840	AVAILABLE LOCAL REVENUE	

VALUE OF 1-MILL
For Your School System

\$336,966

School System Spending

How did your school system spend state & local dollars?¹

	STATE SPENDING ^{2,3}	LOCAL SPENDING ²
Salaries	\$19,158,672	\$408,392
Benefits	\$7,127,864	\$110,907
Non-Personnel Operations	\$3,074,072	\$4,516,669
TOTAL	\$29,360,608	\$5,035,969

- ¹ Revenues and expenditures may contain nominal variances due to rounding
² Does not include debt service or capital outlay
³ Includes 10-mill match
⁴ Such as utilities, operations & maintenance, etc.

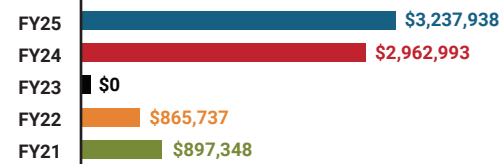


Only 10% of state funding is available
for non-personnel expenditures⁴

Instructional Support



Educational Advancement & Technology Fund⁵



⁵ These one-time supplemental funds may be used for repairs and deferred maintenance, capital outlay, classroom instructional supplies, insurance for facilities, transportation, technology and school safety. For FY23, there was no EAT allocation for school systems.

System Debt

TOTAL DEBT⁶	DEBT PER STUDENT
\$9,517,027	\$3,285

⁶ The debt totals in system audit reports may differ due to audit adjustments.



ALABAMA
ASSOCIATION OF
SCHOOL BOARDS

Sally Smith, J.D.
Executive Director

Tracey A. Meyer
Governmental Relations Coordinator

43 South Jackson Street
Montgomery, Alabama 36104

1-800-562-0601 | AlabamaSchoolBoards.org

@AlaSchoolBoards Facebook.com/AlabamaSchoolBoards