



MOBILE COUNTY

SCHOOL SYSTEM SNAPSHOT: 2026 EDITION*

PO Box 180069 | Mobile, AL 36618 | (251) 221-4387

Superintendent

Chresal Threadgill

Board Members

Sherry Dillihay-McDade, Dr. Reginald Crenshaw, Don Stringfellow, Johnny Hatcher, Lonnie Parsons



\$46,297,896

Cost of One Month's
Operation/General Fund



3.91

Number of Months
Reserve Balance

By the Numbers



Schools¹ 84



Students/ADM² 48,523



Free & Reduced Lunch 75%

Community Eligibility Program 76%



Number of Route Buses³ 544

Buses 10 yrs. old or less **100%**

Students Bused **20,860**



Full-Time Employees 7,153

Teachers **3,340**

Principals/
Assistant Principals **181**

Counselors **134**

Librarians **89**

Other Certified Employees **293**

Support Personnel **3,116**

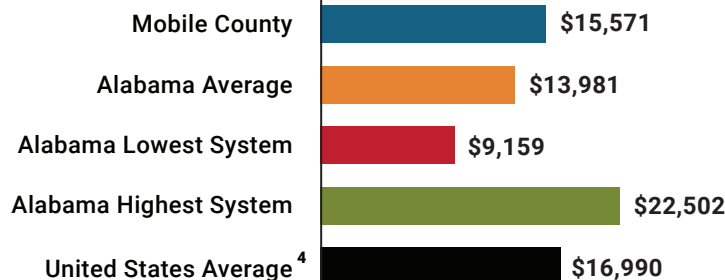
¹ Schools with enrollment, including Alternative and Career Technical Education

² Average Daily Membership (includes virtual students)

³ Data collected in 2024 and used for FY26 funding

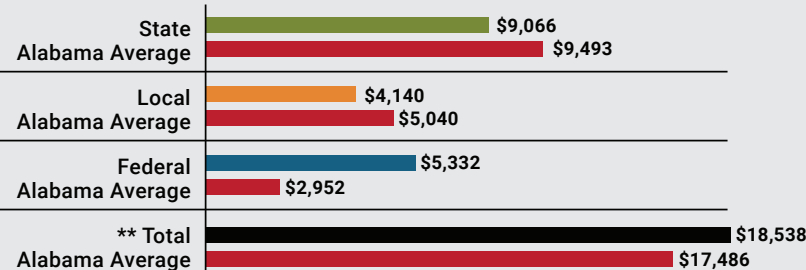
⁴ 2024-2025 NEA Rankings of the States

Total Per-Pupil Expenditures (PPE)



Per-Pupil Revenue Sources

Mobile County Revenue Sources



**Total Revenue Among 139 School Systems



117
STATE
RANK

59
LOCAL
RANK

18
FEDERAL
RANK

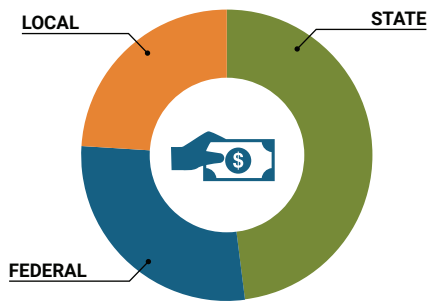
OVERALL SYSTEM RANK 39

LEAs with a substantial increase in reported ADM may show lower rankings since additional revenues reflecting those increases are not received until the following fiscal year. LEAs with a statewide virtual program may also be ranked lower overall due to state revenues received for increased ADM as compared to their local and federal revenue sources.

* THIS REPORT INCLUDES FISCAL YEAR 2024 DATA

School System Revenue

How was your school system funded?¹



\$439,913,931 STATE 48%

\$258,708,716 FEDERAL 28%

\$220,268,020 LOCAL 24%

— \$58,308,750

Local 10-Mill Match

\$161,959,270

AVAILABLE LOCAL REVENUE

VALUE OF 1-MILL
For Your School System

\$5,830,875

School System Spending

How did your school system spend state & local dollars?¹

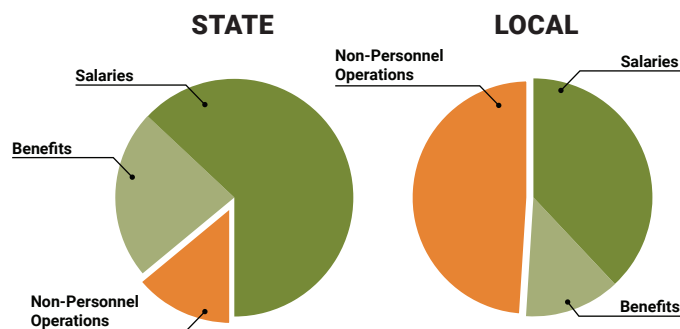
	STATE SPENDING ^{2,3}	LOCAL SPENDING ²
Salaries	\$276,598,713	\$36,797,364
Benefits	\$101,598,318	\$12,840,511
Non-Personnel Operations	\$62,917,896	\$48,574,596
TOTAL	\$441,114,927	\$98,212,471

¹ Revenues and expenditures may contain nominal variances due to rounding

² Does not include debt service or capital outlay

³ Includes 10-mill match

⁴ Such as utilities, operations & maintenance, etc.



Instructional Support

	FY25	FY26*
Classroom Materials & Supplies	\$900	\$1,000
Technology	\$500	\$500
Library Enhancements	\$158	\$158
Professional Development	\$100	\$100
Textbooks/ Digital Resources	\$100	\$100
Common Purchase*	\$100	\$0

Removed for FY26

Educational Advancement & Technology Fund⁵

FY25	\$54,226,168
FY24	\$49,640,993
FY23	\$0
FY22	\$14,529,895
FY21	\$14,829,108

⁵ These one-time supplemental funds may be used for repairs and deferred maintenance, capital outlay, classroom instructional supplies, insurance for facilities, transportation, technology and school safety. For FY23, there was no EAT allocation for school systems.

System Debt

TOTAL DEBT⁶ **\$329,134,021** **DEBT PER STUDENT** **\$6,783**

⁶ The debt totals in system audit reports may differ due to audit adjustments.



ALABAMA
ASSOCIATION OF
SCHOOL BOARDS

Sally Smith, J.D.
Executive Director

Tracey A. Meyer
Governmental Relations Coordinator

43 South Jackson Street
Montgomery, Alabama 36104

1-800-562-0601 | AlabamaSchoolBoards.org

@AlaSchoolBoards Facebook.com/AlabamaSchoolBoards