



MARSHALL COUNTY

SCHOOL SYSTEM SNAPSHOT: 2026 EDITION\*  
12380 Hwy 431 S | Guntersville, AL 35976 | (256) 582-3171

Superintendent

Dr. Cindy Wigley

Board Members

Bill Hancock, Laura Byars, Tony Simmons, Mark Rains, Terry Kenamer

\$6,126,047

Cost of One Month's  
Operation/General Fund

1.71

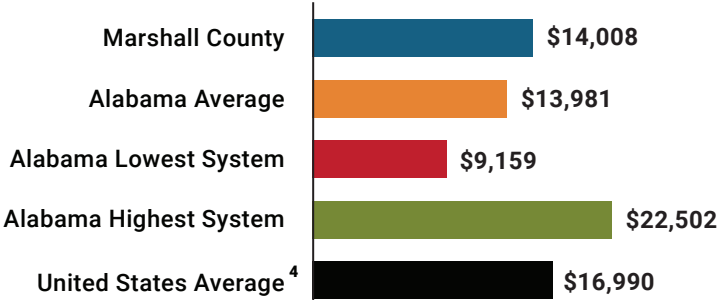
Number of Months  
Reserve Balance

By the Numbers

	Schools <sup>1</sup>	14
	Students/ADM <sup>2</sup>	5,715
	Free & Reduced Lunch	73%
	Community Eligibility Program	72%
	Number of Route Buses <sup>3</sup>	85
	Buses 10 yrs. old or less	93%
	Students Bused	3,590
	Full-Time Employees	824
	Teachers	390
	Principals/ Assistant Principals	25
	Counselors	15
	Librarians	12
	Other Certified Employees	25
	Support Personnel	357

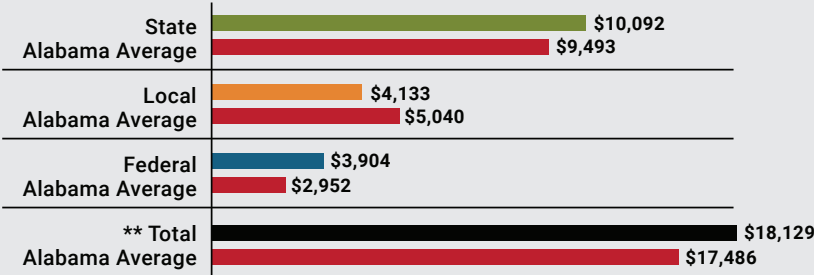
<sup>1</sup> Schools with enrollment, including Alternative and Career Technical Education  
<sup>2</sup> Average Daily Membership (includes virtual students)  
<sup>3</sup> Data collected in 2024 and used for FY26 funding  
<sup>4</sup> 2024-2025 NEA Rankings of the States

Total Per-Pupil Expenditures  
(PPE)



Per-Pupil Revenue Sources

Marshall County Revenue Sources



\*\*Total Revenue Among 139 School Systems



67

STATE  
RANK

61

LOCAL  
RANK

41

FEDERAL  
RANK

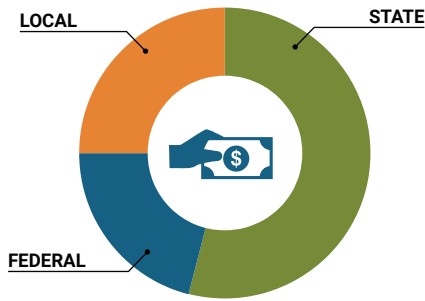
OVERALL SYSTEM RANK 51

LEAs with a substantial increase in reported ADM may show lower rankings since additional revenues reflecting those increases are not received until the following fiscal year. LEAs with a statewide virtual program may also be ranked lower overall due to state revenues received for increased ADM as compared to their local and federal revenue sources.

\* THIS REPORT INCLUDES FISCAL YEAR 2024 DATA

## School System Revenue

How was your school system funded?<sup>1</sup>



\$57,673,792	STATE	54%
\$22,308,810	FEDERAL	21%
\$26,716,494	LOCAL	25%
<b>— \$5,279,650</b>	<b>Local 10-Mill Match</b>	
<b>\$21,436,844</b>	<b>AVAILABLE LOCAL REVENUE</b>	

VALUE OF 1-MILL  
For Your School System

**\$527,965**

## School System Spending

How did your school system spend state & local dollars?<sup>1</sup>

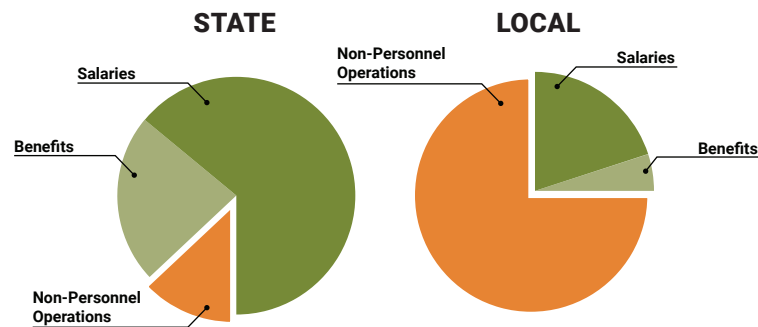
	STATE SPENDING <sup>2,3</sup>	LOCAL SPENDING <sup>2</sup>
Salaries	\$35,031,038	\$3,280,319
Benefits	\$12,619,299	\$819,636
Non-Personnel Operations	\$6,797,878	\$12,217,944
<b>TOTAL</b>	<b>\$54,448,215</b>	<b>\$16,317,899</b>

<sup>1</sup> Revenues and expenditures may contain nominal variances due to rounding

<sup>2</sup> Does not include debt service or capital outlay

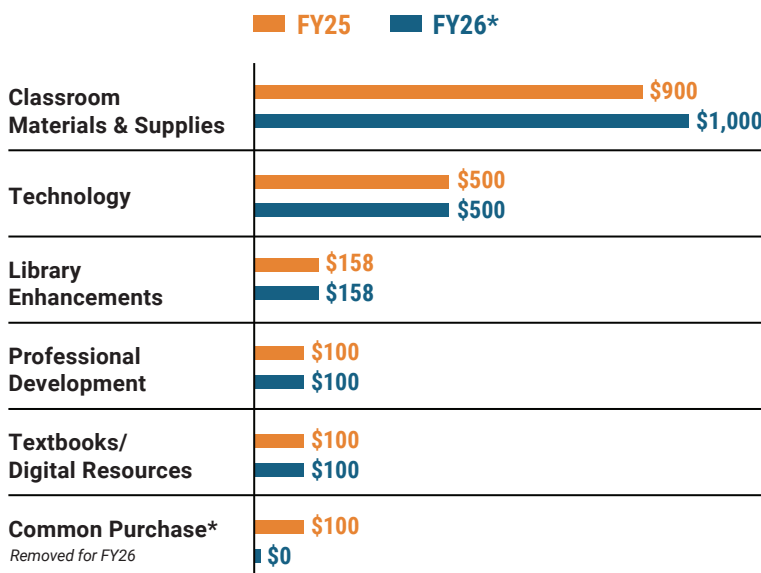
<sup>3</sup> Includes 10-mill match

<sup>4</sup> Such as utilities, operations & maintenance, etc.

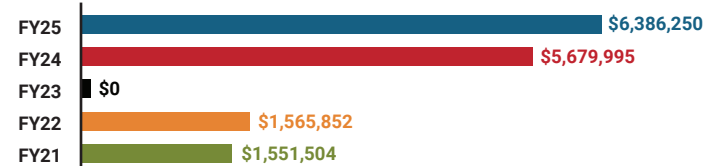


**Only 12% of state funding is available  
for non-personnel expenditures<sup>4</sup>**

## Instructional Support



## Educational Advancement & Technology Fund<sup>5</sup>



<sup>5</sup> These one-time supplemental funds may be used for repairs and deferred maintenance, capital outlay, classroom instructional supplies, insurance for facilities, transportation, technology and school safety. For FY23, there was no EAT allocation for school systems.

## System Debt

<b>TOTAL DEBT<sup>6</sup></b>	<b>DEBT PER STUDENT</b>
<b>\$94,355,722</b>	<b>\$16,511</b>

<sup>6</sup> The debt totals in system audit reports may differ due to audit adjustments.



ALABAMA  
ASSOCIATION OF  
SCHOOL BOARDS

Sally Smith, J.D.  
Executive Director

Tracey A. Meyer  
Governmental Relations Coordinator

43 South Jackson Street  
Montgomery, Alabama 36104

1-800-562-0601 | [AlabamaSchoolBoards.org](http://AlabamaSchoolBoards.org)

@AlaSchoolBoards Facebook.com/AlabamaSchoolBoards