



MARION COUNTY

SCHOOL SYSTEM SNAPSHOT: 2026 EDITION*

188 Winchester Drive | Hamilton, AL 35570 | (205) 921-3191

Superintendent

Dr. Patrick Sutton

Board Members

Daryl Weatherly, Joyce Fowler, Mark Dearen, Tim Bryant, Dr. Alex Smith



\$2,875,992

Cost of One Month's
Operation/General Fund



7.18

Number of Months
Reserve Balance

By the Numbers



Schools¹ 10



Students/ADM² 3,243



Free & Reduced Lunch 65%

Community Eligibility Program 65%



Number of Route Buses³ 47

Buses 10 yrs. old or less 98%

Students Bused 2,037



Full-Time Employees 431

Teachers 243

Principals/
Assistant Principals 14

Counselors 11

Librarians 8

Other Certified Employees 6

Support Personnel 149

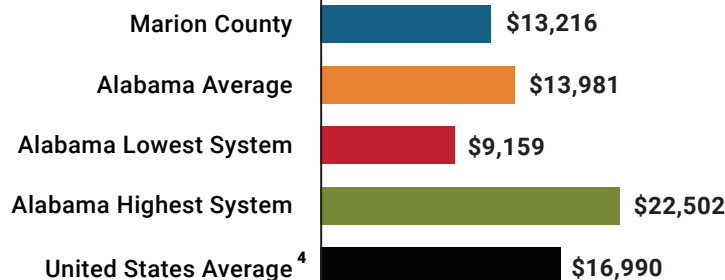
¹ Schools with enrollment, including Alternative and Career Technical Education

² Average Daily Membership (includes virtual students)

³ Data collected in 2024 and used for FY26 funding

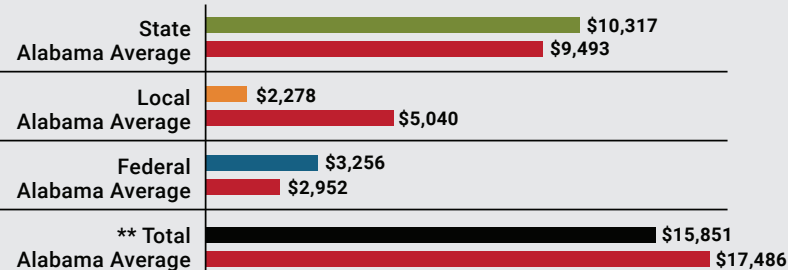
⁴ 2024-2025 NEA Rankings of the States

Total Per-Pupil Expenditures (PPE)



Per-Pupil Revenue Sources

Marion County Revenue Sources



**Total Revenue Among 139 School Systems



57
STATE
RANK

128
LOCAL
RANK

59
FEDERAL
RANK

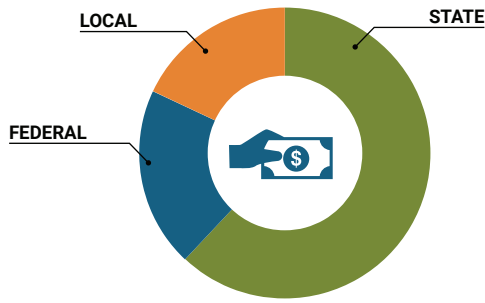
OVERALL SYSTEM RANK 106

LEAs with a substantial increase in reported ADM may show lower rankings since additional revenues reflecting those increases are not received until the following fiscal year. LEAs with a statewide virtual program may also be ranked lower overall due to state revenues received for increased ADM as compared to their local and federal revenue sources.

* THIS REPORT INCLUDES FISCAL YEAR 2024 DATA

School System Revenue

How was your school system funded?¹



\$33,455,168 STATE 62%

\$10,557,781 FEDERAL 20%

\$9,722,676 LOCAL 18%

— \$2,846,070

\$6,876,606 AVAILABLE LOCAL REVENUE

Local 10-Mill Match

VALUE OF 1-MILL
For Your School System

\$284,607

School System Spending

How did your school system spend state & local dollars?¹

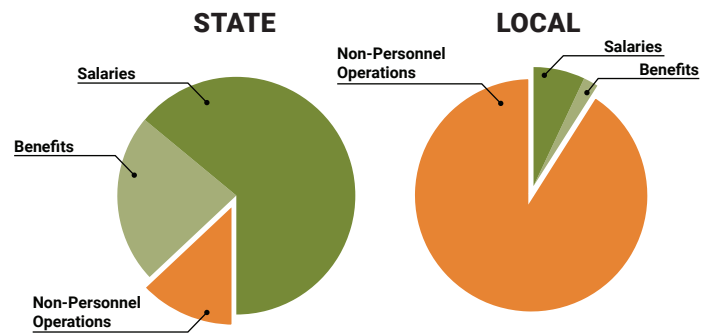
	STATE SPENDING ^{2,3}	LOCAL SPENDING ²
Salaries	\$19,385,979	\$290,522
Benefits	\$6,799,499	\$61,025
Non-Personnel Operations	\$3,786,434	\$3,616,068
TOTAL	\$29,971,912	\$3,967,614

¹ Revenues and expenditures may contain nominal variances due to rounding

² Does not include debt service or capital outlay

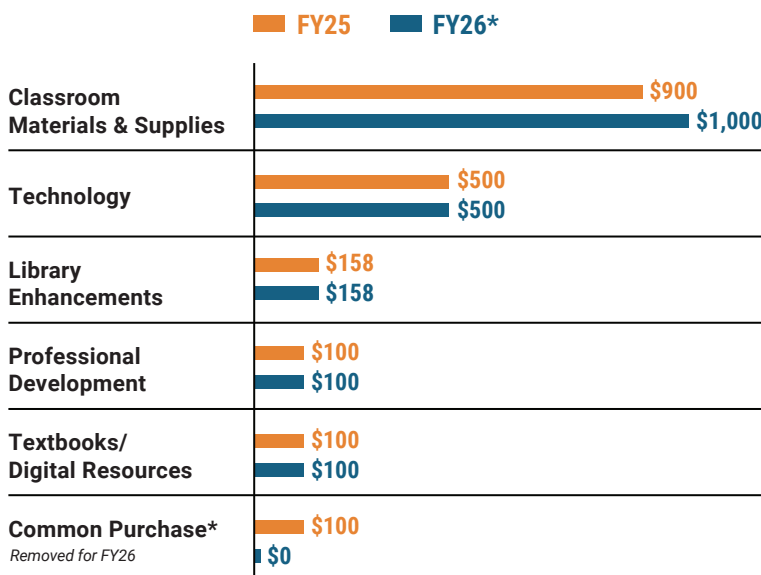
³ Includes 10-mill match

⁴ Such as utilities, operations & maintenance, etc.

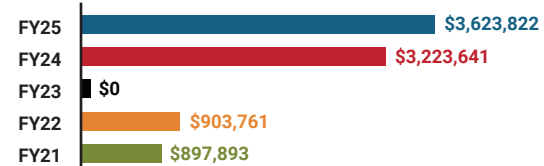


Only 13% of state funding is available
for non-personnel expenditures⁴

Instructional Support



Educational Advancement & Technology Fund⁵



⁵ These one-time supplemental funds may be used for repairs and deferred maintenance, capital outlay, classroom instructional supplies, insurance for facilities, transportation, technology and school safety. For FY23, there was no EAT allocation for school systems.

System Debt

TOTAL DEBT⁶ \$0
DEBT PER STUDENT \$0

⁶ The debt totals in system audit reports may differ due to audit adjustments.



ALABAMA
ASSOCIATION OF
SCHOOL BOARDS

Sally Smith, J.D.
Executive Director

Tracey A. Meyer
Governmental Relations Coordinator

43 South Jackson Street
Montgomery, Alabama 36104

1-800-562-0601 | AlabamaSchoolBoards.org

@AlaSchoolBoards Facebook.com/AlabamaSchoolBoards