



MADISON COUNTY

SCHOOL SYSTEM SNAPSHOT: 2026 EDITION*

1275 Jordan Road | Huntsville, AL 35811 | (256) 852-2557

Superintendent

Kenneth Kubik

Board Members

Brian Brooks, Heath Jones, David Vess, Bill Byrd, Wesley Jones



\$20,979,797

Cost of One Month's
Operation/General Fund



3.21

Number of Months
Reserve Balance

By the Numbers



Schools¹ 29



Students/ADM² 19,876



Free & Reduced Lunch 46%

Community Eligibility Program 42%



Number of Route Buses³ 215

Buses 10 yrs. old or less 88%

Students Bused 10,071



Full-Time Employees 2,637

Teachers 1,295

Principals/
Assistant Principals 83

Counselors 51

Librarians 32

Other Certified Employees 68

Support Personnel 1,108

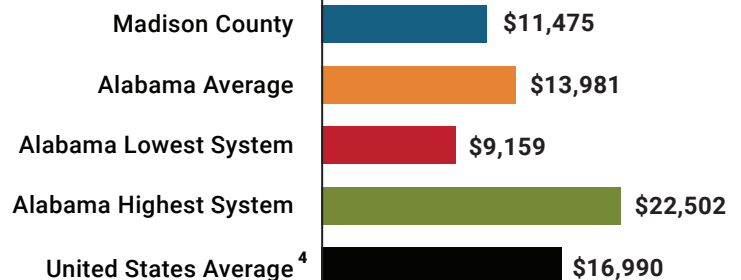
¹ Schools with enrollment, including Alternative and Career Technical Education

² Average Daily Membership (includes virtual students)

³ Data collected in 2024 and used for FY26 funding

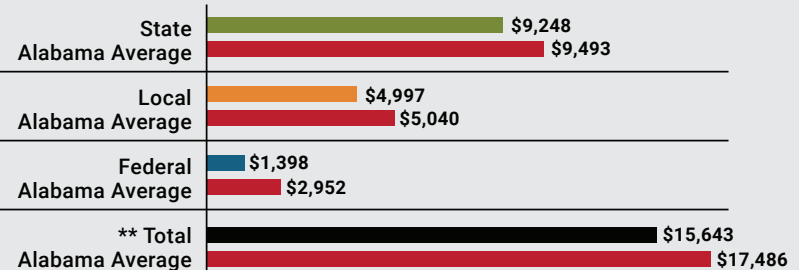
⁴ 2024-2025 NEA Rankings of the States

Total Per-Pupil Expenditures (PPE)



Per-Pupil Revenue Sources

Madison County Revenue Sources



**Total Revenue Among 139 School Systems



104
STATE
RANK

39
LOCAL
RANK

125
FEDERAL
RANK

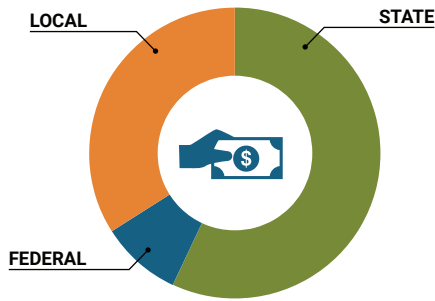
OVERALL SYSTEM RANK 111

LEAs with a substantial increase in reported ADM may show lower rankings since additional revenues reflecting those increases are not received until the following fiscal year. LEAs with a statewide virtual program may also be ranked lower overall due to state revenues received for increased ADM as compared to their local and federal revenue sources.

* THIS REPORT INCLUDES FISCAL YEAR 2024 DATA

School System Revenue

How was your school system funded?¹



\$183,816,782	STATE	57%
\$27,792,423	FEDERAL	9%
\$109,060,294	LOCAL	34%
\$14,857,770	Local 10-Mill Match	
\$94,202,524	AVAILABLE LOCAL REVENUE	

VALUE OF 1-MILL
For Your School System

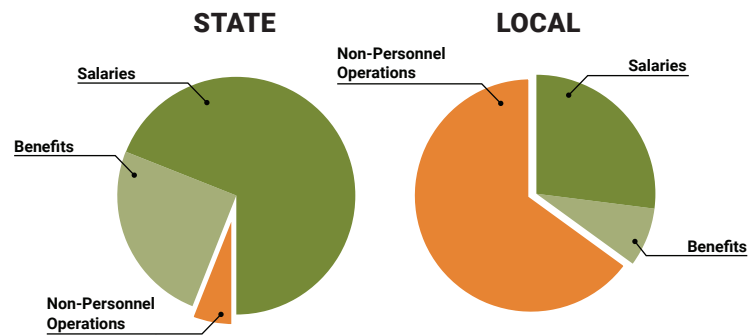
\$1,485,777

School System Spending

How did your school system spend state & local dollars?¹

	STATE SPENDING ^{2,3}	LOCAL SPENDING ²
Salaries	\$113,385,411	\$9,706,817
Benefits	\$41,529,527	\$2,893,405
Non-Personnel Operations	\$8,831,135	\$23,406,201
TOTAL	\$163,746,073	\$36,006,423

- ¹ Revenues and expenditures may contain nominal variances due to rounding
² Does not include debt service or capital outlay
³ Includes 10-mill match
⁴ Such as utilities, operations & maintenance, etc.



Only 5% of state funding is available for non-personnel expenditures⁴

Instructional Support

	FY25	FY26*
Classroom Materials & Supplies	\$900	\$1,000
Technology	\$500	\$500
Library Enhancements	\$158	\$158
Professional Development	\$100	\$100
Textbooks/ Digital Resources	\$100	\$100
Common Purchase*	\$100	\$0

Removed for FY26

Educational Advancement & Technology Fund⁵

FY25	\$22,212,296
FY24	\$19,751,676
FY23	\$0
FY22	\$5,311,708
FY21	\$5,281,831

⁵ These one-time supplemental funds may be used for repairs and deferred maintenance, capital outlay, classroom instructional supplies, insurance for facilities, transportation, technology and school safety. For FY23, there was no EAT allocation for school systems.

System Debt

TOTAL DEBT⁶	DEBT PER STUDENT
\$138,691,728	\$6,978

⁶ The debt totals in system audit reports may differ due to audit adjustments.



ALABAMA
ASSOCIATION OF
SCHOOL BOARDS

Sally Smith, J.D.
Executive Director

Tracey A. Meyer
Governmental Relations Coordinator

43 South Jackson Street
Montgomery, Alabama 36104

1-800-562-0601 | AlabamaSchoolBoards.org

@AlaSchoolBoards Facebook.com/AlabamaSchoolBoards