



MACON COUNTY

SCHOOL SYSTEM SNAPSHOT: 2026 EDITION*

303 Union Springs Road | Tuskegee, AL 36083 | (334) 727-1600

Superintendent

Dr. Melissa Williams

Board Members

Katy Campbell, Clinton Boyd, Sawanda Wilson, Elnora Love, Mary Hooks



\$2,112,783

Cost of One Month's
Operation/General Fund



2.85

Number of Months
Reserve Balance

By the Numbers



Schools¹ 7



Students/ADM² 1,693



Free & Reduced Lunch 87%

Community Eligibility Program 86%



Number of Route Buses³ 30

Buses 10 yrs. old or less 100%

Students Bused 1,313



Full-Time Employees 277

Teachers 124

Principals/
Assistant Principals 9

Counselors 7

Librarians 5

Other Certified Employees 15

Support Personnel 117

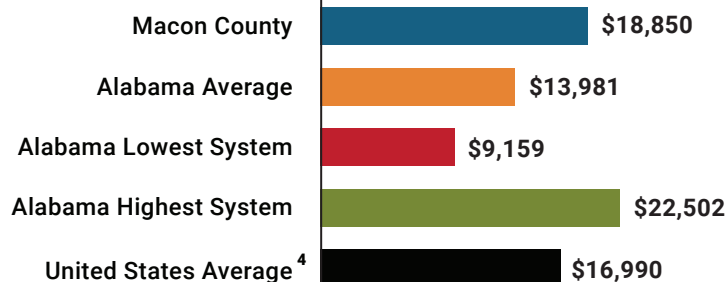
¹ Schools with enrollment, including Alternative and Career Technical Education

² Average Daily Membership (includes virtual students)

³ Data collected in 2024 and used for FY26 funding

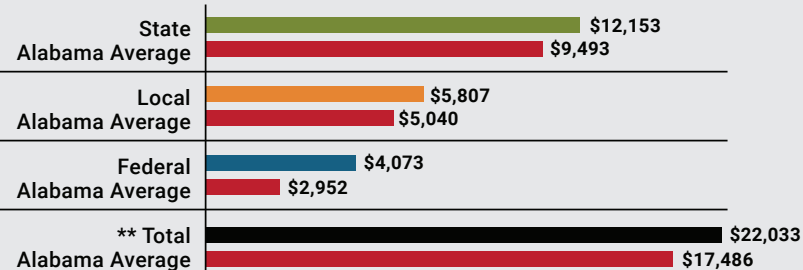
⁴ 2024-2025 NEA Rankings of the States

Total Per-Pupil Expenditures (PPE)



Per-Pupil Revenue Sources

Macon County Revenue Sources



**Total Revenue Among 139 School Systems



10
STATE
RANK

29
LOCAL
RANK

35
FEDERAL
RANK

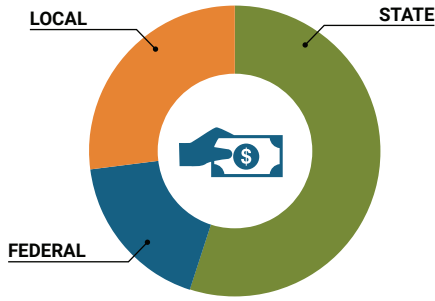
OVERALL SYSTEM RANK 16

LEAs with a substantial increase in reported ADM may show lower rankings since additional revenues reflecting those increases are not received until the following fiscal year. LEAs with a statewide virtual program may also be ranked lower overall due to state revenues received for increased ADM as compared to their local and federal revenue sources.

* THIS REPORT INCLUDES FISCAL YEAR 2024 DATA

School System Revenue

How was your school system funded?¹



\$20,573,650	STATE	55%
\$6,895,068	FEDERAL	18%
\$10,261,765	LOCAL	27%
— \$1,492,310	Local 10-Mill Match	
\$8,769,455	AVAILABLE LOCAL REVENUE	

VALUE OF 1-MILL
For Your School System

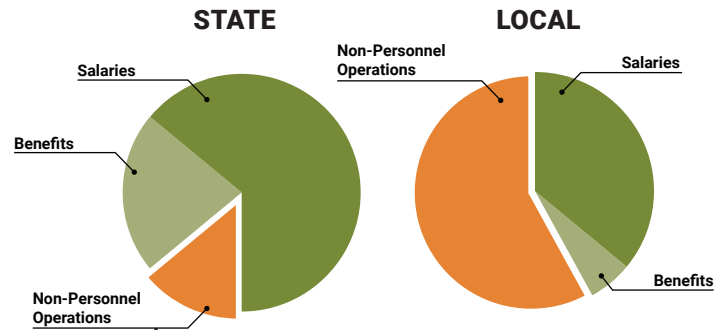
\$149,231

School System Spending

How did your school system spend state & local dollars?¹

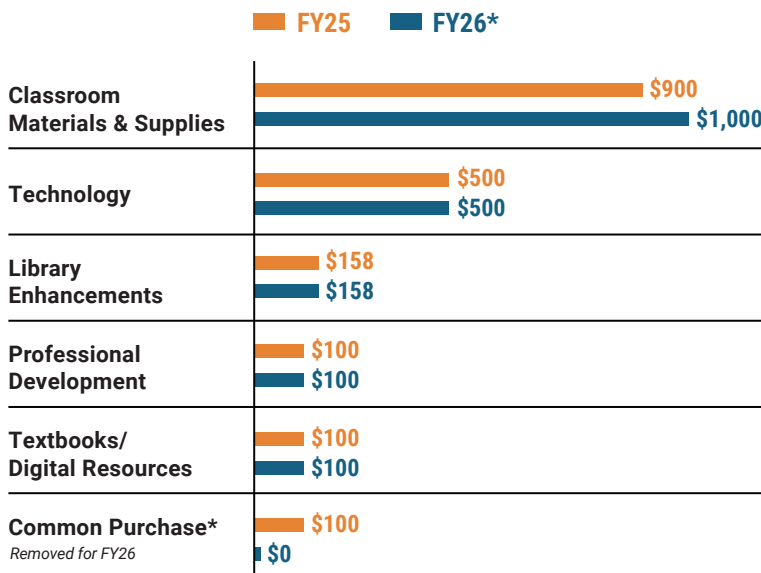
	STATE SPENDING ^{2,3}	LOCAL SPENDING ²
Salaries	\$12,003,590	\$2,671,210
Benefits	\$4,053,990	\$413,554
Non-Personnel Operations	\$2,659,515	\$4,236,009
TOTAL	\$18,717,095	\$7,320,774

- ¹ Revenues and expenditures may contain nominal variances due to rounding
² Does not include debt service or capital outlay
³ Includes 10-mill match
⁴ Such as utilities, operations & maintenance, etc.



Only 14% of state funding is available
for non-personnel expenditures⁴

Instructional Support



Educational Advancement & Technology Fund⁵

FY25	\$1,891,815
FY24	\$1,705,680
FY23	\$0
FY22	\$537,340
FY21	\$527,036

⁵ These one-time supplemental funds may be used for repairs and deferred maintenance, capital outlay, classroom instructional supplies, insurance for facilities, transportation, technology and school safety. For FY23, there was no EAT allocation for school systems.

System Debt

TOTAL DEBT⁶	DEBT PER STUDENT
\$28,005,832	\$16,544

⁶ The debt totals in system audit reports may differ due to audit adjustments.



ALABAMA
ASSOCIATION OF
SCHOOL BOARDS

Sally Smith, J.D.
Executive Director

Tracey A. Meyer
Governmental Relations Coordinator

43 South Jackson Street
Montgomery, Alabama 36104

1-800-562-0601 | AlabamaSchoolBoards.org

@AlaSchoolBoards Facebook.com/AlabamaSchoolBoards