



LOWNDES COUNTY

SCHOOL SYSTEM SNAPSHOT: 2026 EDITION*
PO Box 755 | Hayneville, AL 36040 | (334) 548-2131

Superintendent

Samita Jeter

Board Members

Steve Foster, Travis Rogers, Ben Davis, Rev. Robert Grant, Brant McCray

\$1,610,678
Cost of One Month's
Operation/General Fund

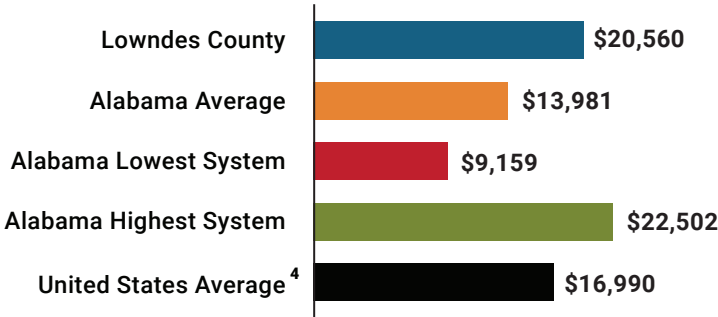
3.11
Number of Months
Reserve Balance

By the Numbers

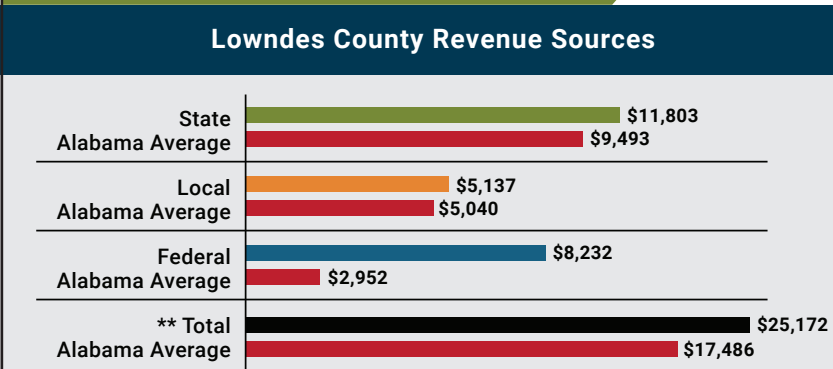
	Schools ¹	8
	Students/ADM ²	1,149
	Free & Reduced Lunch	90%
	Community Eligibility Program	91%
	Number of Route Buses ³	32
	Buses 10 yrs. old or less	91%
	Students Bused	1,346
	Full-Time Employees	229
	Teachers	91
	Principals/ Assistant Principals	8
	Counselors	7
	Librarians	5
	Other Certified Employees	17
	Support Personnel	101

¹ Schools with enrollment, including Alternative and Career Technical Education
² Average Daily Membership (includes virtual students)
³ Data collected in 2024 and used for FY26 funding
⁴ 2024-2025 NEA Rankings of the States

Total Per-Pupil Expenditures (PPE)



Per-Pupil Revenue Sources



**Total Revenue Among 139 School Systems



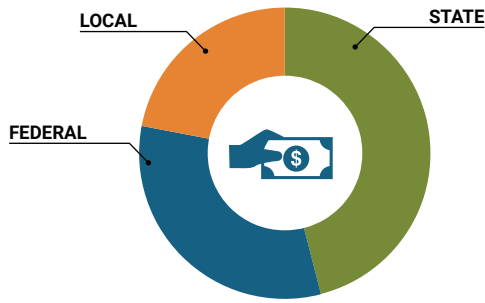
OVERALL SYSTEM RANK 10

LEAs with a substantial increase in reported ADM may show lower rankings since additional revenues reflecting those increases are not received until the following fiscal year. LEAs with a statewide virtual program may also be ranked lower overall due to state revenues received for increased ADM as compared to their local and federal revenue sources.

* THIS REPORT INCLUDES FISCAL YEAR 2024 DATA

School System Revenue

How was your school system funded?¹



\$13,565,017	STATE	46%
\$9,460,314	FEDERAL	32%
\$6,312,701	LOCAL	22%
\$1,317,110	Local 10-Mill Match	
\$4,995,591	AVAILABLE LOCAL REVENUE	

VALUE OF 1-MILL
For Your School System

\$131,711

School System Spending

How did your school system spend state & local dollars?¹

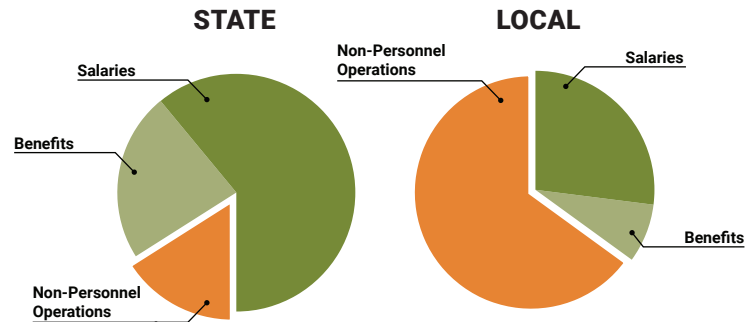
	STATE SPENDING ^{2,3}	LOCAL SPENDING ²
Salaries	\$7,907,324	\$1,348,709
Benefits	\$2,900,387	\$411,582
Non-Personnel Operations	\$2,013,003	\$3,200,922
TOTAL	\$12,820,714	\$4,961,213

¹ Revenues and expenditures may contain nominal variances due to rounding

² Does not include debt service or capital outlay

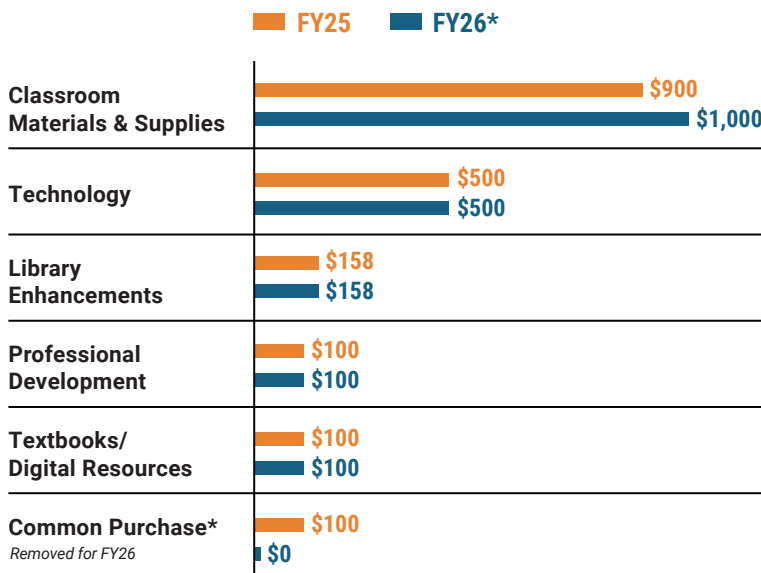
³ Includes 10-mill match

⁴ Such as utilities, operations & maintenance, etc.



Only 16% of state funding is available
for non-personnel expenditures⁴

Instructional Support



Educational Advancement & Technology Fund⁵

FY25	\$1,284,324
FY24	\$1,157,280
FY23	\$0
FY22	\$369,919
FY21	\$374,171

⁵ These one-time supplemental funds may be used for repairs and deferred maintenance, capital outlay, classroom instructional supplies, insurance for facilities, transportation, technology and school safety. For FY23, there was no EAT allocation for school systems.

System Debt

TOTAL DEBT⁶	DEBT PER STUDENT
\$2,275,995	\$1,980

⁶ The debt totals in system audit reports may differ due to audit adjustments.



ALABAMA
ASSOCIATION OF
SCHOOL BOARDS

Sally Smith, J.D.
Executive Director

Tracey A. Meyer
Governmental Relations Coordinator

43 South Jackson Street
Montgomery, Alabama 36104

1-800-562-0601 | AlabamaSchoolBoards.org

@AlaSchoolBoards Facebook.com/AlabamaSchoolBoards