



LIMESTONE COUNTY

SCHOOL SYSTEM SNAPSHOT: 2026 EDITION*

300 S Jefferson Street | Athens, AL 35611 | (256) 998-5241

Superintendent

Dr. Randy Shearouse

Board Members

Ronald Christ, Gretta Kilgore, Dr. Warren Herring, Antonia Green-Fuqua,
Dr. Belinda Maples, Anthony Hilliard, Bradley Young



\$11,280,506

Cost of One Month's
Operation/General Fund



3.65

Number of Months
Reserve Balance

By the Numbers



Schools¹ 17



Students/ADM² 15,253



Free & Reduced Lunch 64%
Community Eligibility Program 53%



Number of Route Buses³ 111
Buses 10 yrs. old or less 100%
Students Bused 4,527



Full-Time Employees 1,212
Teachers 586
Principals/
Assistant Principals 34
Counselors 24
Librarians 16
Other Certified Employees 47
Support Personnel 505

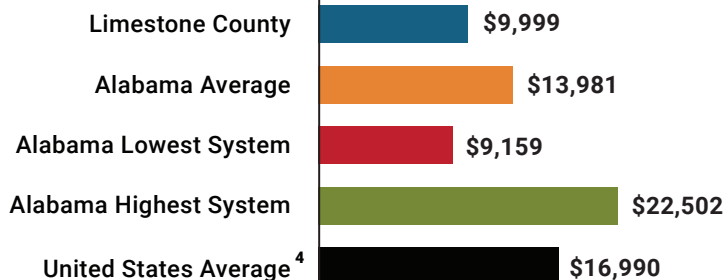
¹ Schools with enrollment, including Alternative and Career Technical Education

² Average Daily Membership (includes virtual students)

³ Data collected in 2024 and used for FY26 funding


⁴ 2024-2025 NEA Rankings of the States

Total Per-Pupil Expenditures (PPE)



Per-Pupil Revenue Sources

Limestone County Revenue Sources



**Total Revenue Among 139 School Systems



124
STATE
RANK

114
LOCAL
RANK

122
FEDERAL
RANK

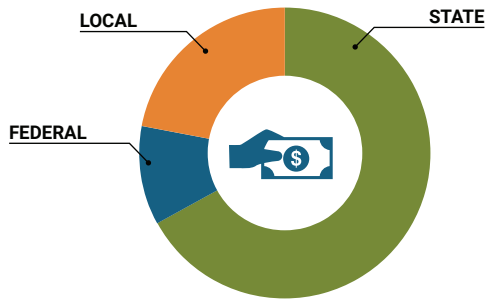
OVERALL SYSTEM RANK 136

LEAs with a substantial increase in reported ADM may show lower rankings since additional revenues reflecting those increases are not received until the following fiscal year. LEAs with a statewide virtual program may also be ranked lower overall due to state revenues received for increased ADM as compared to their local and federal revenue sources.

* THIS REPORT INCLUDES FISCAL YEAR 2024 DATA

School System Revenue

How was your school system funded?¹



\$136,207,478 STATE 67%

\$22,249,325 FEDERAL 11%

\$45,418,878 LOCAL 22%

— \$6,617,070

\$38,801,808 AVAILABLE LOCAL REVENUE

Local 10-Mill Match

VALUE OF 1-MILL
For Your School System

\$661,707

School System Spending

How did your school system spend state & local dollars?¹

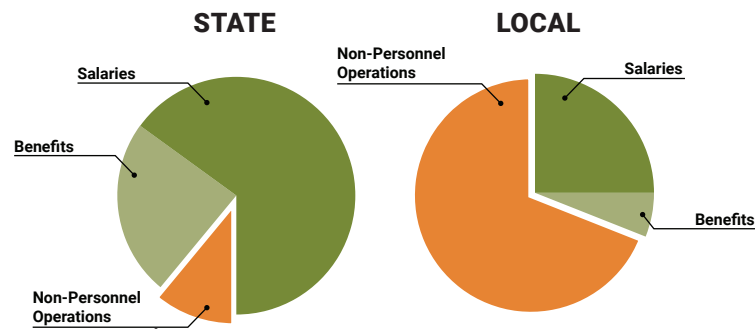
	STATE SPENDING ^{2,3}	LOCAL SPENDING ²
Salaries	\$82,757,945	\$2,755,890
Benefits	\$30,305,733	\$707,248
Non-Personnel Operations	\$14,130,720	\$7,777,457
TOTAL	\$127,194,398	\$11,240,595

¹ Revenues and expenditures may contain nominal variances due to rounding

² Does not include debt service or capital outlay

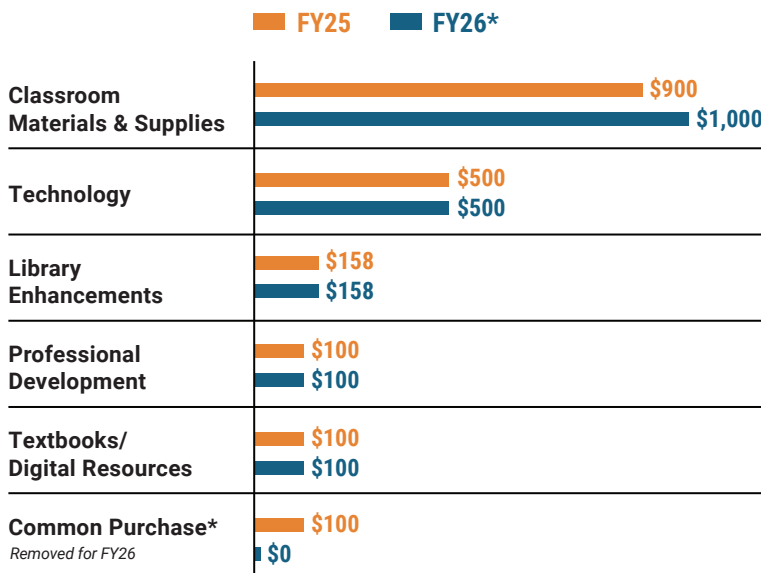
³ Includes 10-mill match

⁴ Such as utilities, operations & maintenance, etc.

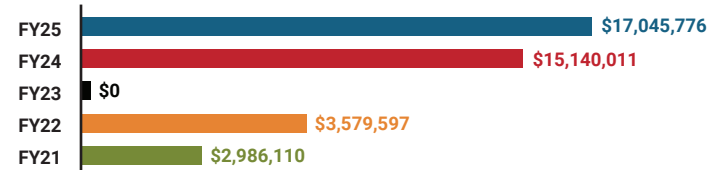


Only 11% of state funding is available
for non-personnel expenditures⁴

Instructional Support



Educational Advancement & Technology Fund⁵



⁵ These one-time supplemental funds may be used for repairs and deferred maintenance, capital outlay, classroom instructional supplies, insurance for facilities, transportation, technology and school safety. For FY23, there was no EAT allocation for school systems.

System Debt

TOTAL DEBT⁶ **\$59,386,351** **DEBT PER STUDENT** **\$3,893**

⁶ The debt totals in system audit reports may differ due to audit adjustments.



ALABAMA
ASSOCIATION OF
SCHOOL BOARDS

Sally Smith, J.D.
Executive Director

Tracey A. Meyer
Governmental Relations Coordinator

43 South Jackson Street
Montgomery, Alabama 36104

1-800-562-0601 | AlabamaSchoolBoards.org

@AlaSchoolBoards Facebook.com/AlabamaSchoolBoards