



LAWRENCE COUNTY

SCHOOL SYSTEM SNAPSHOT: 2026 EDITION*
14131 Market Street | Moulton, AL 35650 | (256) 905-2400

Superintendent

Jon Bret Smith

Board Members

Kesha Weatherby, Kenneth Hood, Delandrion Woods, Sabrina Barkley, Shanon Terry

\$4,582,097
Cost of One Month's
Operation/General Fund

4.24
Number of Months
Reserve Balance

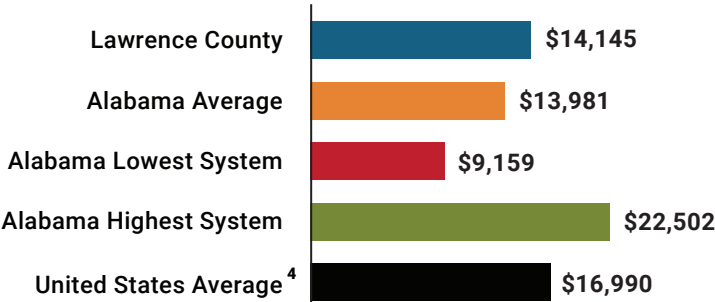
By the Numbers

	Schools ¹	12
	Students/ADM ²	4,449
	Free & Reduced Lunch	64%
	Community Eligibility Program	65%
	Number of Route Buses ³	84
	Buses 10 yrs. old or less	99%
	Students Bused	2,180
	Full-Time Employees	670
	Teachers	322
	Principals/ Assistant Principals	24
	Counselors	13
	Librarians	11
	Other Certified Employees	13
	Support Personnel	287

¹ Schools with enrollment, including Alternative and Career Technical Education
² Average Daily Membership (includes virtual students)
³ Data collected in 2024 and used for FY26 funding
⁴ 2024-2025 NEA Rankings of the States

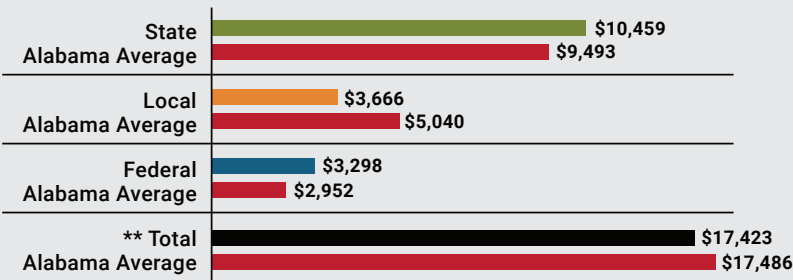
* THIS REPORT INCLUDES FISCAL YEAR 2024 DATA

Total Per-Pupil Expenditures (PPE)



Per-Pupil Revenue Sources

Lawrence County Revenue Sources



**Total Revenue Among 139 School Systems



49
STATE
RANK

72
LOCAL
RANK

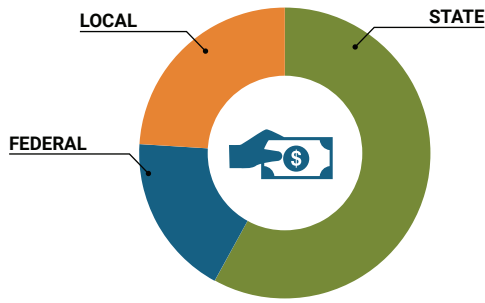
56
FEDERAL
RANK

OVERALL SYSTEM RANK 70

LEAs with a substantial increase in reported ADM may show lower rankings since additional revenues reflecting those increases are not received until the following fiscal year. LEAs with a statewide virtual program may also be ranked lower overall due to state revenues received for increased ADM as compared to their local and federal revenue sources.

School System Revenue

How was your school system funded?¹



\$46,533,649 STATE 58%

\$14,671,649 FEDERAL 18%

\$18,826,254 LOCAL 24%

— \$2,776,270

\$16,049,984 AVAILABLE LOCAL REVENUE

Local 10-Mill Match

VALUE OF 1-MILL
For Your School System

\$277,627

School System Spending

How did your school system spend state & local dollars?¹

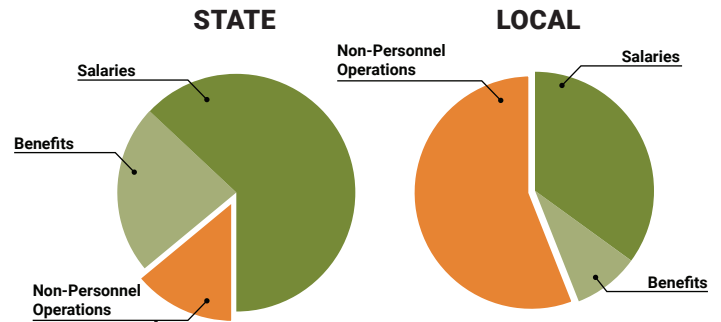
	STATE SPENDING ^{2,3}	LOCAL SPENDING ²
Salaries	\$26,087,450	\$4,098,849
Benefits	\$9,827,188	\$988,179
Non-Personnel Operations	\$6,060,559	\$6,486,299
TOTAL	\$41,975,196	\$11,573,327

¹ Revenues and expenditures may contain nominal variances due to rounding

² Does not include debt service or capital outlay

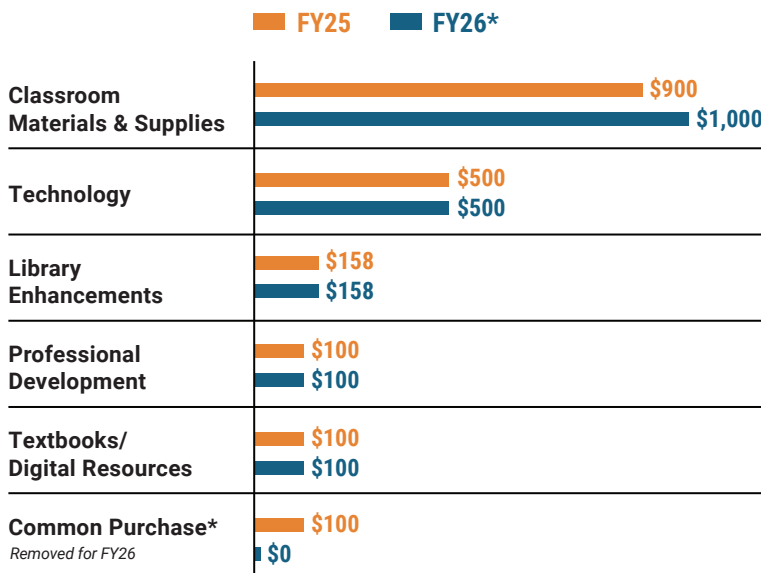
³ Includes 10-mill match

⁴ Such as utilities, operations & maintenance, etc.

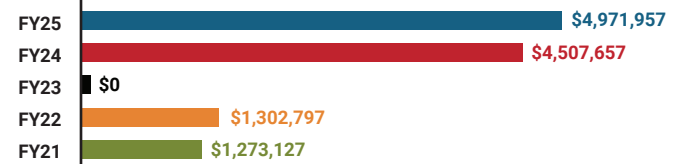


Only 14% of state funding is available
for non-personnel expenditures⁴

Instructional Support



Educational Advancement & Technology Fund⁵



⁵ These one-time supplemental funds may be used for repairs and deferred maintenance, capital outlay, classroom instructional supplies, insurance for facilities, transportation, technology and school safety. For FY23, there was no EAT allocation for school systems.

System Debt

TOTAL DEBT⁶ \$42,420,666
DEBT PER STUDENT \$9,535

⁶ The debt totals in system audit reports may differ due to audit adjustments.



ALABAMA
ASSOCIATION OF
SCHOOL BOARDS

Sally Smith, J.D.
Executive Director

Tracey A. Meyer
Governmental Relations Coordinator

43 South Jackson Street
Montgomery, Alabama 36104

1-800-562-0601 | AlabamaSchoolBoards.org

@AlaSchoolBoards Facebook.com/AlabamaSchoolBoards