



JACKSON COUNTY

SCHOOL SYSTEM SNAPSHOT: 2026 EDITION\*  
PO Box 549 | Hollywood, AL 35752 | (256) 259-9500

Superintendent

Jason Davidson

Board Members

Chad Gorham, Dr. Angela Guess, Chris Knight, Mike Matthews, Robert King

**\$4,701,236**  
Cost of One Month's  
Operation/General Fund

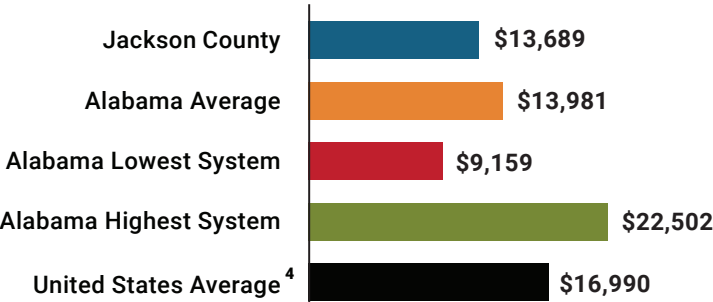
**5.41**  
Number of Months  
Reserve Balance

By the Numbers

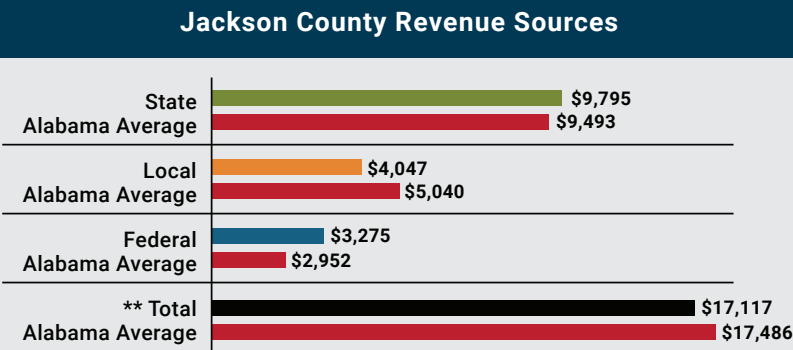
	Schools <sup>1</sup>	17
	Students/ADM <sup>2</sup>	4,922
	Free & Reduced Lunch	61%
	Community Eligibility Program	62%
	Number of Route Buses <sup>3</sup>	81
	Buses 10 yrs. old or less	72%
	Students Bused	3,087
	Full-Time Employees	780
	Teachers	322
	Principals/ Assistant Principals	25
	Counselors	15
	Librarians	10
	Other Certified Employees	26
	Support Personnel	382

<sup>1</sup> Schools with enrollment, including Alternative and Career Technical Education  
<sup>2</sup> Average Daily Membership (includes virtual students)  
<sup>3</sup> Data collected in 2024 and used for FY26 funding  
<sup>4</sup> 2024-2025 NEA Rankings of the States

Total Per-Pupil Expenditures (PPE)



Per-Pupil Revenue Sources



\*\*Total Revenue Among 139 School Systems



81  
STATE  
RANK

62  
LOCAL  
RANK

58  
FEDERAL  
RANK

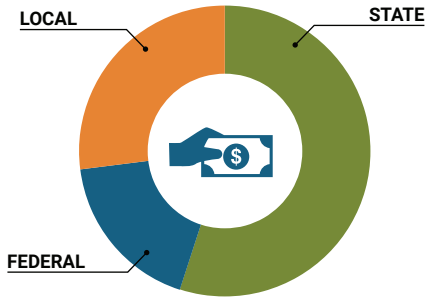
OVERALL SYSTEM RANK 78

LEAs with a substantial increase in reported ADM may show lower rankings since additional revenues reflecting those increases are not received until the following fiscal year. LEAs with a statewide virtual program may also be ranked lower overall due to state revenues received for increased ADM as compared to their local and federal revenue sources.

\* THIS REPORT INCLUDES FISCAL YEAR 2024 DATA

## School System Revenue

How was your school system funded?<sup>1</sup>



\$48,209,669	STATE	55%
\$16,116,915	FEDERAL	18%
\$23,128,037	LOCAL	26%
— \$6,002,710	Local 10-Mill Match	
\$17,125,327	AVAILABLE LOCAL REVENUE	

VALUE OF 1-MILL  
For Your School System

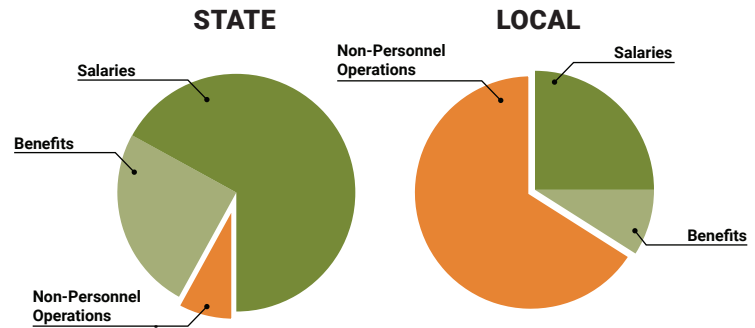
\$600,271

## School System Spending

How did your school system spend state & local dollars?<sup>1</sup>

	STATE SPENDING <sup>2,3</sup>	LOCAL SPENDING <sup>2</sup>
Salaries	\$31,055,376	\$2,584,194
Benefits	\$11,332,089	\$882,202
Non-Personnel Operations	\$3,859,999	\$6,781,546
<b>TOTAL</b>	<b>\$46,247,464</b>	<b>\$10,247,942</b>

- <sup>1</sup> Revenues and expenditures may contain nominal variances due to rounding  
<sup>2</sup> Does not include debt service or capital outlay  
<sup>3</sup> Includes 10-mill match  
<sup>4</sup> Such as utilities, operations & maintenance, etc.



Only 8% of state funding is available  
for non-personnel expenditures<sup>4</sup>

## Instructional Support

	FY25	FY26*
Classroom Materials & Supplies	\$900	\$1,000
Technology	\$500	\$500
Library Enhancements	\$158	\$158
Professional Development	\$100	\$100
Textbooks/ Digital Resources	\$100	\$100
Common Purchase*	\$100	\$0

Removed for FY26

## Educational Advancement & Technology Fund<sup>5</sup>

FY25	\$5,500,215
FY24	\$4,943,576
FY23	\$0
FY22	\$1,407,990
FY21	\$1,408,274

<sup>5</sup> These one-time supplemental funds may be used for repairs and deferred maintenance, capital outlay, classroom instructional supplies, insurance for facilities, transportation, technology and school safety. For FY23, there was no EAT allocation for school systems.

## System Debt

<b>TOTAL DEBT<sup>6</sup></b>	<b>DEBT PER STUDENT</b>
<b>\$26,798,863</b>	<b>\$5,445</b>

<sup>6</sup> The debt totals in system audit reports may differ due to audit adjustments.



ALABAMA  
ASSOCIATION OF  
SCHOOL BOARDS

Sally Smith, J.D.  
Executive Director

Tracey A. Meyer  
Governmental Relations Coordinator

43 South Jackson Street  
Montgomery, Alabama 36104

1-800-562-0601 | AlabamaSchoolBoards.org

@AlaSchoolBoards Facebook.com/AlabamaSchoolBoards