



GREENE COUNTY

SCHOOL SYSTEM SNAPSHOT: 2026 EDITION*

220 Main Street | Eutaw, AL 35462 | (205) 372-3109

Superintendent

Dr. Timothy Thurman

Board Members

Leo Branch, Robert Davis, Veronica Richardson, Brandon Meriwether, Carrie Dancy



\$1,012,398

Cost of One Month's
Operation/General Fund



7.16

Number of Months
Reserve Balance

By the Numbers



Schools¹ 5



Students/ADM² 856



Free & Reduced Lunch 91%
Community Eligibility Program 92%



Number of Route Buses³ 20
Buses 10 yrs. old or less 95%
Students Bused 538



Full-Time Employees 168
Teachers 70
Principals/
Assistant Principals 5
Counselors 4
Librarians 3
Other Certified Employees 14
Support Personnel 72

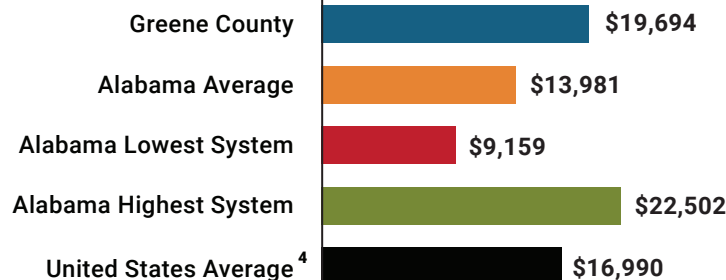
¹ Schools with enrollment, including Alternative and Career Technical Education

² Average Daily Membership (includes virtual students)

³ Data collected in 2024 and used for FY26 funding

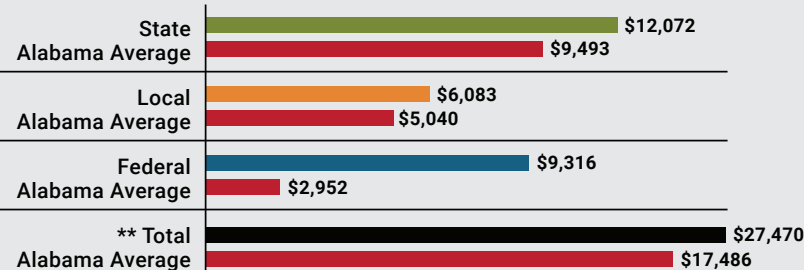
⁴ 2024-2025 NEA Rankings of the States

Total Per-Pupil Expenditures (PPE)



Per-Pupil Revenue Sources

Greene County Revenue Sources



**Total Revenue Among 139 School Systems



11
STATE
RANK

25
LOCAL
RANK

3
FEDERAL
RANK

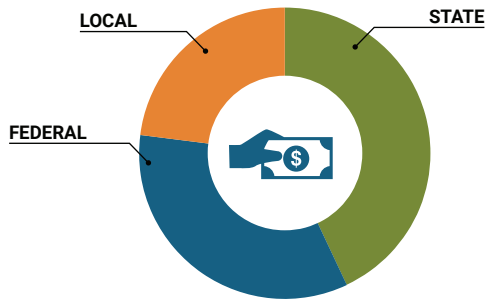
OVERALL SYSTEM RANK 5

LEAs with a substantial increase in reported ADM may show lower rankings since additional revenues reflecting those increases are not received until the following fiscal year. LEAs with a statewide virtual program may also be ranked lower overall due to state revenues received for increased ADM as compared to their local and federal revenue sources.

* THIS REPORT INCLUDES FISCAL YEAR 2024 DATA

School System Revenue

How was your school system funded?¹



\$10,329,704 STATE **43%**

\$7,971,383 FEDERAL **34%**

\$5,452,404 LOCAL **23%**

\$1,745,110

Local 10-Mill Match

\$3,707,294 AVAILABLE LOCAL REVENUE

VALUE OF 1-MILL
For Your School System

\$174,511

School System Spending

How did your school system spend state & local dollars?¹

	STATE SPENDING ^{2,3}	LOCAL SPENDING ²
Salaries	\$5,860,679	\$654,821
Benefits	\$2,113,805	\$195,090
Non-Personnel Operations	\$1,799,710	\$1,099,887
TOTAL	\$9,774,194	\$1,949,798

¹ Revenues and expenditures may contain nominal variances due to rounding

² Does not include debt service or capital outlay

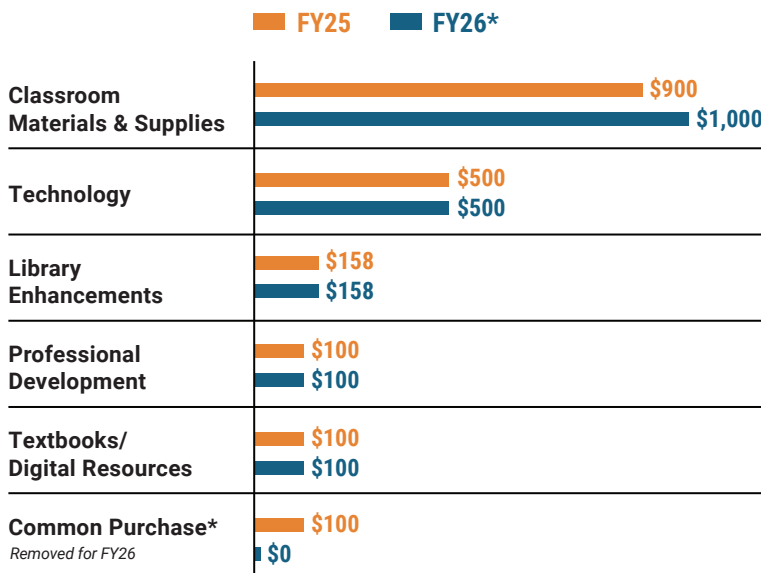
³ Includes 10-mill match

⁴ Such as utilities, operations & maintenance, etc.

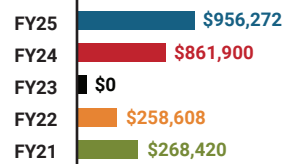


Only 18% of state funding is available
for non-personnel expenditures⁴

Instructional Support



Educational Advancement & Technology Fund⁵



⁵ These one-time supplemental funds may be used for repairs and deferred maintenance, capital outlay, classroom instructional supplies, insurance for facilities, transportation, technology and school safety. For FY23, there was no EAT allocation for school systems.

System Debt

TOTAL DEBT⁶ **DEBT PER STUDENT**
\$19,075,000 **\$22,292**

⁶ The debt totals in system audit reports may differ due to audit adjustments.



ALABAMA
ASSOCIATION OF
SCHOOL BOARDS

Sally Smith, J.D.
Executive Director

Tracey A. Meyer
Governmental Relations Coordinator

43 South Jackson Street
Montgomery, Alabama 36104

1-800-562-0601 | AlabamaSchoolBoards.org

@AlaSchoolBoards Facebook.com/AlabamaSchoolBoards