



ETOWAH COUNTY

SCHOOL SYSTEM SNAPSHOT: 2026 EDITION*
401 Broad Street | Gadsden, AL 35901 | (256) 549-7578

Superintendent

Dr. Alan Cosby

Board Members

Timothy Womack, Jay Freeman, Susan Spiker, Scarlett Farley, Danny Golden, Tim Langdale, Amanda Johnson

\$6,984,223
Cost of One Month's Operation/General Fund

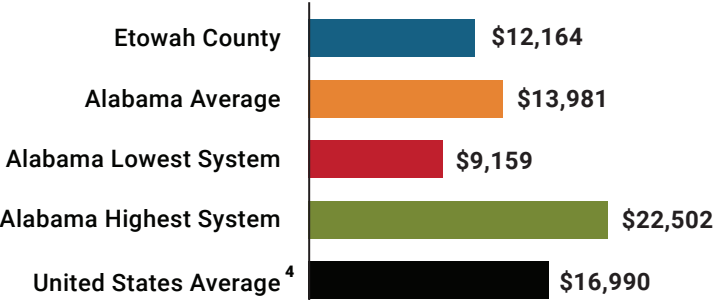
4.85
Number of Months Reserve Balance

By the Numbers

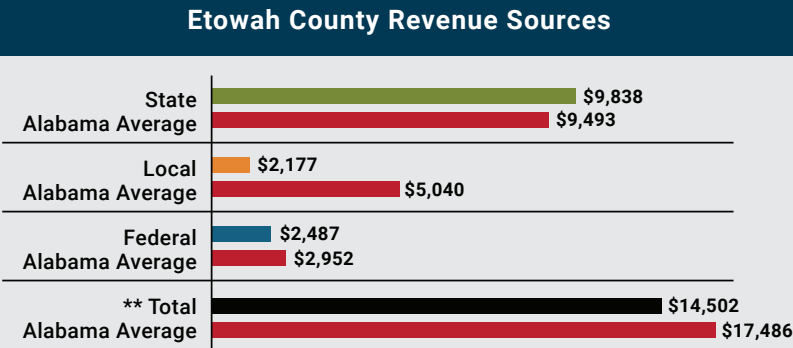
	Schools ¹	22
	Students/ADM ²	8,376
	Free & Reduced Lunch	57%
	Community Eligibility Program	56%
	Number of Route Buses ³	100
	Buses 10 yrs. old or less	100%
	Students Bused	4,267
	Full-Time Employees	1,168
	Teachers	549
	Principals/Assistant Principals	36
	Counselors	25
	Librarians	19
	Other Certified Employees	34
	Support Personnel	505

¹ Schools with enrollment, including Alternative and Career Technical Education
² Average Daily Membership (includes virtual students)
³ Data collected in 2024 and used for FY26 funding
⁴ 2024-2025 NEA Rankings of the States

Total Per-Pupil Expenditures (PPE)



Per-Pupil Revenue Sources



**Total Revenue Among 139 School Systems



78
STATE
RANK

130
LOCAL
RANK

86
FEDERAL
RANK

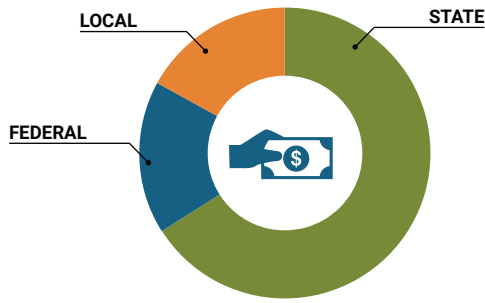
OVERALL SYSTEM RANK 131

LEAs with a substantial increase in reported ADM may show lower rankings since additional revenues reflecting those increases are not received until the following fiscal year. LEAs with a statewide virtual program may also be ranked lower overall due to state revenues received for increased ADM as compared to their local and federal revenue sources.

* THIS REPORT INCLUDES FISCAL YEAR 2024 DATA

School System Revenue

How was your school system funded?¹



\$82,405,111	STATE	66%
\$20,832,583	FEDERAL	17%
\$22,482,865	LOCAL	18%
\$5,810,690	Local 10-Mill Match	
\$16,672,175	AVAILABLE LOCAL REVENUE	

VALUE OF 1-MILL
For Your School System

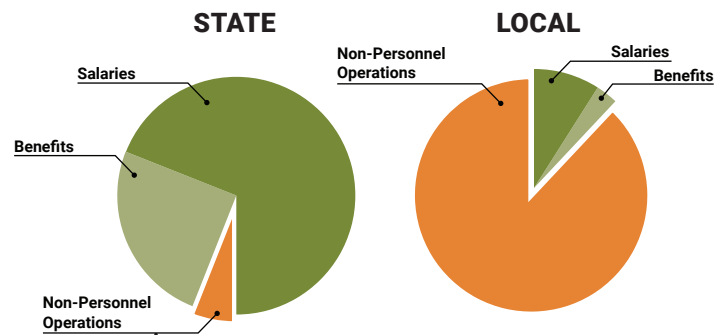
\$581,069

School System Spending

How did your school system spend state & local dollars?¹

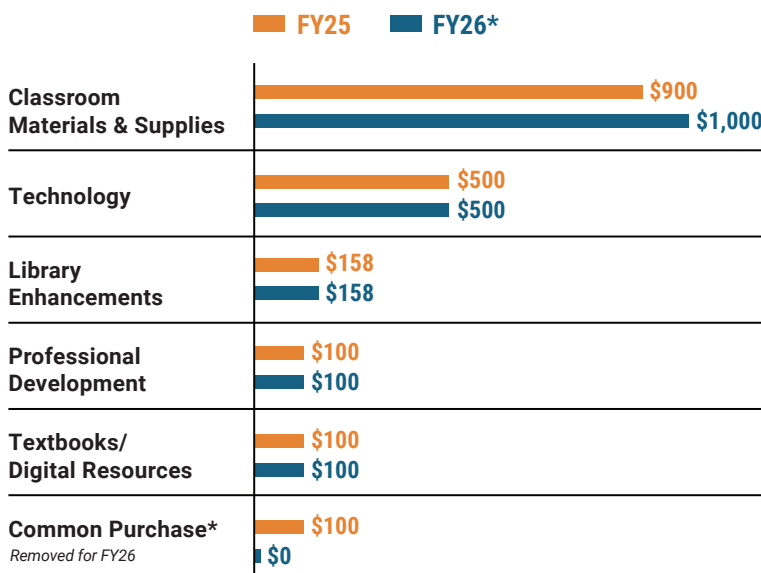
	STATE SPENDING ^{2,3}	LOCAL SPENDING ²
Salaries	\$49,686,925	\$936,403
Benefits	\$18,197,963	\$214,167
Non-Personnel Operations	\$4,557,971	\$8,810,356
TOTAL	\$72,442,859	\$9,960,927

- ¹ Revenues and expenditures may contain nominal variances due to rounding
² Does not include debt service or capital outlay
³ Includes 10-mill match
⁴ Such as utilities, operations & maintenance, etc.

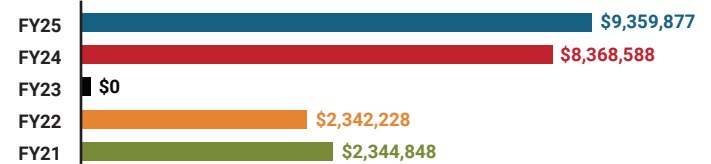


**Only 6% of state funding is available
for non-personnel expenditures⁴**

Instructional Support



Educational Advancement & Technology Fund⁵



⁵ These one-time supplemental funds may be used for repairs and deferred maintenance, capital outlay, classroom instructional supplies, insurance for facilities, transportation, technology and school safety. For FY23, there was no EAT allocation for school systems.

System Debt

TOTAL DEBT⁶	DEBT PER STUDENT
\$43,951,186	\$5,247

⁶ The debt totals in system audit reports may differ due to audit adjustments.



ALABAMA
ASSOCIATION OF
SCHOOL BOARDS

Sally Smith, J.D.
Executive Director

Tracey A. Meyer
Governmental Relations Coordinator

43 South Jackson Street
Montgomery, Alabama 36104

1-800-562-0601 | AlabamaSchoolBoards.org

[@AlaSchoolBoards](https://twitter.com/AlaSchoolBoards) [Facebook.com/AlabamaSchoolBoards](https://facebook.com/AlabamaSchoolBoards)