



ESCAMBIA COUNTY

SCHOOL SYSTEM SNAPSHOT: 2026 EDITION*
301 Belleville Avenue | Brewton, AL 36426 | (251) 867-6251

Superintendent

Dr. Michele Collier

Board Members

Dr. Coleman Wallace, Kevin Hoomes, Jerry Wilson, Greg Dawkins, Cynthia Jackson, Sherry Digmon, Loumeek White

\$4,319,949
Cost of One Month's Operation/General Fund

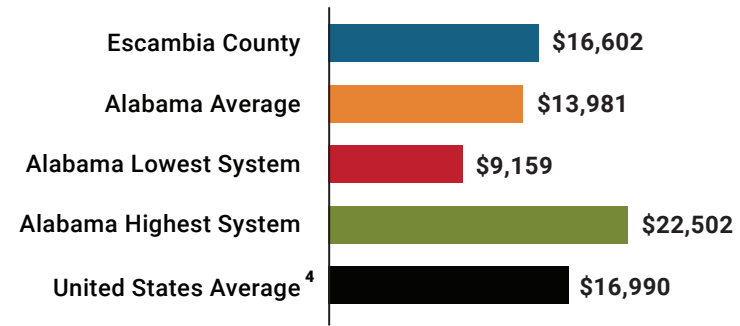
4.77
Number of Months Reserve Balance

By the Numbers

	Schools ¹	12
	Students/ADM ²	3,934
	Free & Reduced Lunch	75%
	Community Eligibility Program	76%
	Number of Route Buses ³	75
	Buses 10 yrs. old or less	100%
	Students Bused	2,476
	Full-Time Employees	702
	Teachers	297
	Principals/Assistant Principals	22
	Counselors	11
	Librarians	10
	Other Certified Employees	12
	Support Personnel	350

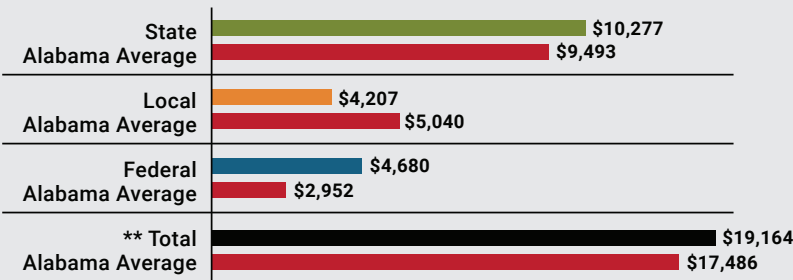
¹ Schools with enrollment, including Alternative and Career Technical Education
² Average Daily Membership (includes virtual students)
³ Data collected in 2024 and used for FY26 funding
⁴ 2024-2025 NEA Rankings of the States

Total Per-Pupil Expenditures (PPE)



Per-Pupil Revenue Sources

Escambia County Revenue Sources



**Total Revenue Among 139 School Systems



59
STATE
RANK

58
LOCAL
RANK

27
FEDERAL
RANK

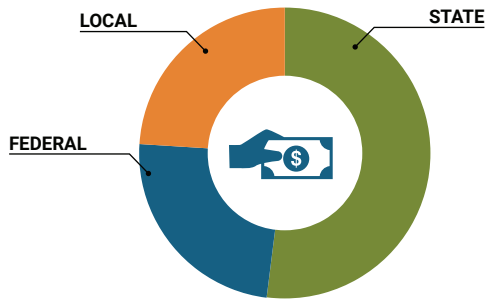
OVERALL SYSTEM RANK 32

LEAs with a substantial increase in reported ADM may show lower rankings since additional revenues reflecting those increases are not received until the following fiscal year. LEAs with a statewide virtual program may also be ranked lower overall due to state revenues received for increased ADM as compared to their local and federal revenue sources.

* THIS REPORT INCLUDES FISCAL YEAR 2024 DATA

School System Revenue

How was your school system funded?¹



\$40,428,939 STATE **52%**

\$18,410,725 FEDERAL **24%**

\$18,325,483 LOCAL **24%**

— **\$4,257,980**

\$14,067,503 AVAILABLE LOCAL REVENUE

Local 10-Mill Match

VALUE OF 1-MILL
For Your School System

\$425,798

School System Spending

How did your school system spend state & local dollars?¹

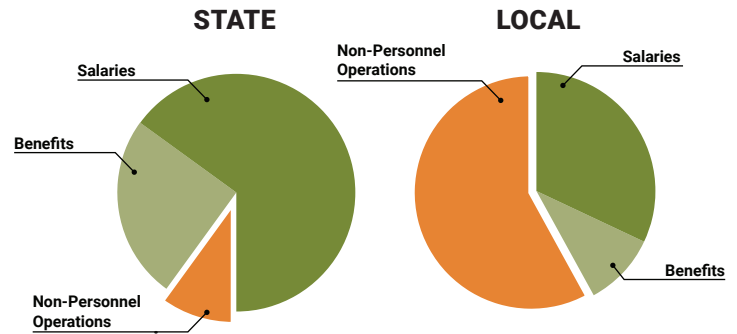
	STATE SPENDING ^{2,3}	LOCAL SPENDING ²
Salaries	\$24,948,002	\$3,316,740
Benefits	\$9,623,207	\$1,034,879
Non-Personnel Operations	\$3,822,283	\$6,139,260
TOTAL	\$38,393,492	\$10,490,878

¹ Revenues and expenditures may contain nominal variances due to rounding

² Does not include debt service or capital outlay

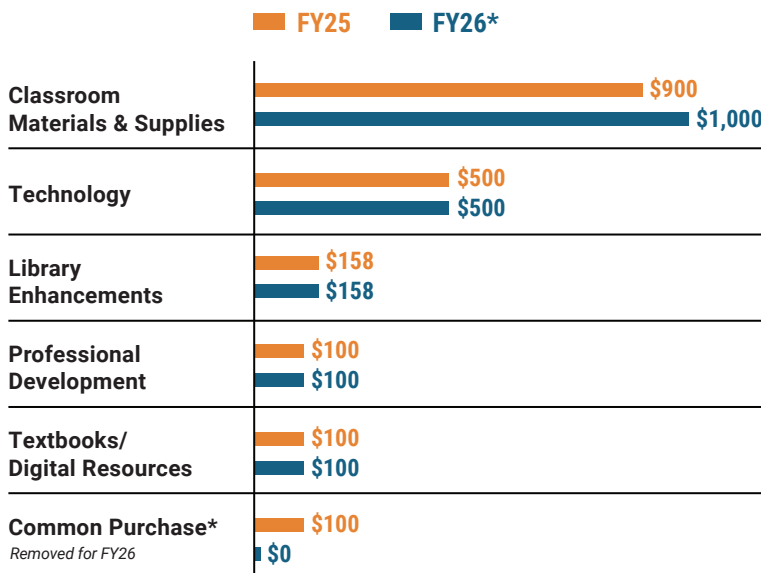
³ Includes 10-mill match

⁴ Such as utilities, operations & maintenance, etc.

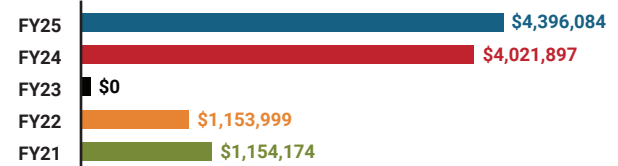


Only 10% of state funding is available
for non-personnel expenditures⁴

Instructional Support



Educational Advancement & Technology Fund⁵



⁵ These one-time supplemental funds may be used for repairs and deferred maintenance, capital outlay, classroom instructional supplies, insurance for facilities, transportation, technology and school safety. For FY23, there was no EAT allocation for school systems.

System Debt

TOTAL DEBT⁶ **\$21,947,086** **DEBT PER STUDENT** **\$5,579**

⁶ The debt totals in system audit reports may differ due to audit adjustments.



ALABAMA
ASSOCIATION OF
SCHOOL BOARDS

Sally Smith, J.D.
Executive Director

Tracey A. Meyer
Governmental Relations Coordinator

43 South Jackson Street
Montgomery, Alabama 36104

1-800-562-0601 | AlabamaSchoolBoards.org

@AlaSchoolBoards Facebook.com/AlabamaSchoolBoards