



ELMORE COUNTY

SCHOOL SYSTEM SNAPSHOT: 2026 EDITION*
PO Box 817 | Wetumpka, AL 36092 | (334) 567-1200

Superintendent

Richard Dennis

Board Members

David Jones, Michael Morgan, Wendell Saxon, Brian Ward, Leisa Finley, Jason Lett, Bill Myers

\$9,845,482
Cost of One Month's
Operation/General Fund

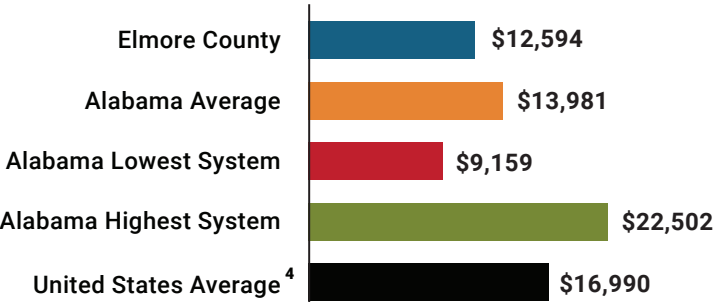
3.74
Number of Months
Reserve Balance

By the Numbers

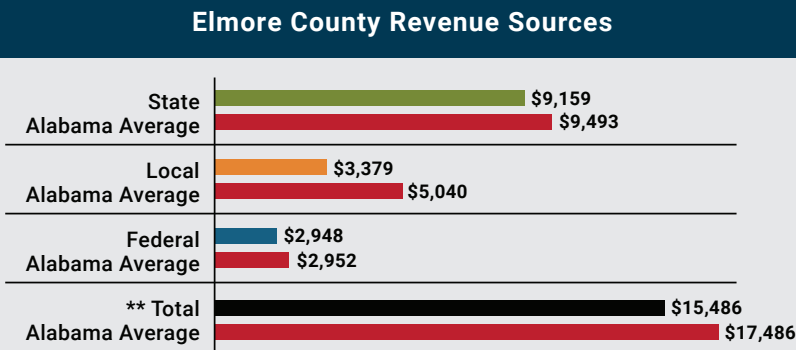
	Schools ¹	17
	Students/ADM ²	11,279
	Free & Reduced Lunch	55%
	Community Eligibility Program	55%
	Number of Route Buses ³	139
	Buses 10 yrs. old or less	100%
	Students Bused	6,562
	Full-Time Employees	1,424
	Teachers	696
	Principals/ Assistant Principals	44
	Counselors	28
	Librarians	15
	Other Certified Employees	53
	Support Personnel	588

¹ Schools with enrollment, including Alternative and Career Technical Education
² Average Daily Membership (includes virtual students)
³ Data collected in 2024 and used for FY26 funding
⁴ 2024-2025 NEA Rankings of the States

Total Per-Pupil Expenditures
(PPE)



Per-Pupil Revenue Sources



**Total Revenue Among 139 School Systems



110

STATE

RANK

82

LOCAL

RANK

70

FEDERAL

RANK

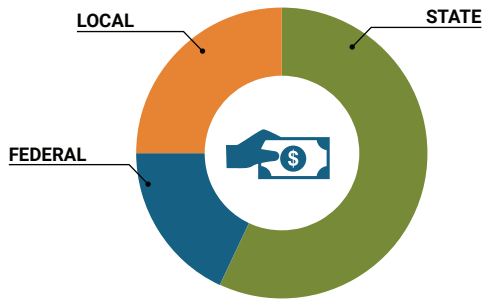
OVERALL SYSTEM RANK 113

LEAs with a substantial increase in reported ADM may show lower rankings since additional revenues reflecting those increases are not received until the following fiscal year. LEAs with a statewide virtual program may also be ranked lower overall due to state revenues received for increased ADM as compared to their local and federal revenue sources.

* THIS REPORT INCLUDES FISCAL YEAR 2024 DATA

School System Revenue

How was your school system funded?¹



\$103,303,250 STATE 57%

\$33,252,128 FEDERAL 18%

\$44,425,391 LOCAL 25%

— \$11,266,860

Local 10-Mill Match

\$33,158,531

AVAILABLE LOCAL REVENUE

VALUE OF 1-MILL
For Your School System

\$1,126,686

School System Spending

How did your school system spend state & local dollars?¹

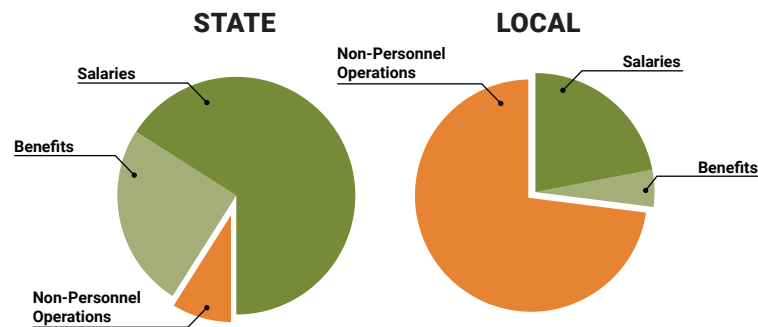
	STATE SPENDING ^{2,3}	LOCAL SPENDING ²
Salaries	\$64,696,488	\$4,896,641
Benefits	\$23,963,703	\$1,073,377
Non-Personnel Operations	\$8,472,292	\$16,120,768
TOTAL	\$97,132,483	\$22,090,786

¹ Revenues and expenditures may contain nominal variances due to rounding

² Does not include debt service or capital outlay

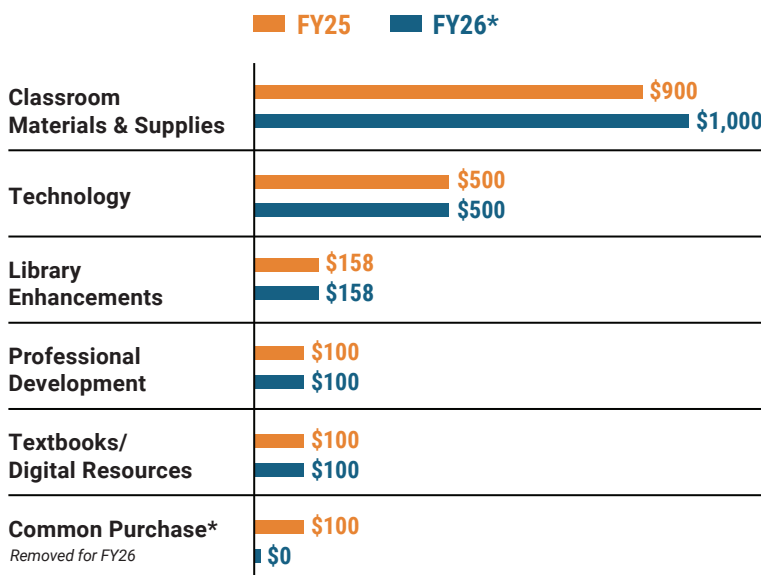
³ Includes 10-mill match

⁴ Such as utilities, operations & maintenance, etc.

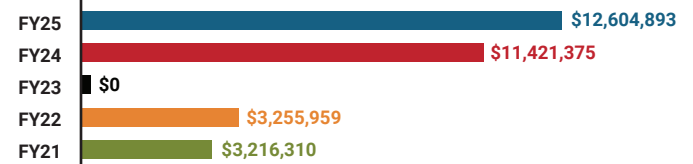


Only 9% of state funding is available
for non-personnel expenditures⁴

Instructional Support



Educational Advancement & Technology Fund⁵



⁵ These one-time supplemental funds may be used for repairs and deferred maintenance, capital outlay, classroom instructional supplies, insurance for facilities, transportation, technology and school safety. For FY23, there was no EAT allocation for school systems.

System Debt

TOTAL DEBT⁶ **DEBT PER STUDENT**
\$78,607,026 **\$6,969**

⁶ The debt totals in system audit reports may differ due to audit adjustments.



ALABAMA
ASSOCIATION OF
SCHOOL BOARDS

Sally Smith, J.D.
Executive Director

Tracey A. Meyer
Governmental Relations Coordinator

43 South Jackson Street
Montgomery, Alabama 36104

1-800-562-0601 | AlabamaSchoolBoards.org

@AlaSchoolBoards Facebook.com/AlabamaSchoolBoards