



DALE COUNTY

SCHOOL SYSTEM SNAPSHOT: 2026 EDITION*

202 S Hwy 123 Suite E | Ozark, AL 36360 | (334) 774-2355

Superintendent

Ben Baker

Board Members

Shannon DeLoney, Jerald Cook, Dale Sutton, Priscilla McKnight, Phillip Parker



\$2,893,975

Cost of One Month's
Operation/General Fund



8.20

Number of Months
Reserve Balance

By the Numbers



Schools¹ 8



Students/ADM² 3,208



Free & Reduced Lunch 63%

Community Eligibility Program 63%



Number of Route Buses³ 43

Buses 10 yrs. old or less 98%

Students Bused 1,625



Full-Time Employees 424

Teachers 212

Principals/
Assistant Principals 10

Counselors 8

Librarians 7

Other Certified Employees 12

Support Personnel 175

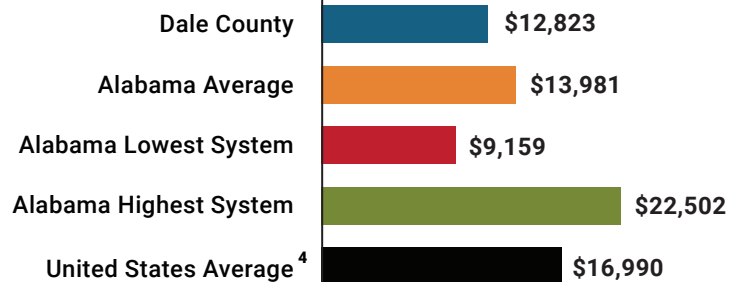
¹ Schools with enrollment, including Alternative and Career Technical Education

² Average Daily Membership (includes virtual students)

³ Data collected in 2024 and used for FY26 funding


⁴ 2024-2025 NEA Rankings of the States

Total Per-Pupil Expenditures (PPE)



Per-Pupil Revenue Sources

Dale County Revenue Sources



**Total Revenue Among 139 School Systems



24
STATE
RANK

109
LOCAL
RANK

72
FEDERAL
RANK

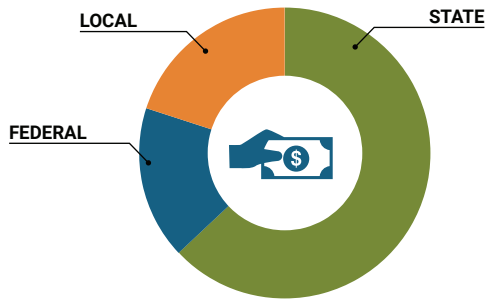
OVERALL SYSTEM RANK 88

LEAs with a substantial increase in reported ADM may show lower rankings since additional revenues reflecting those increases are not received until the following fiscal year. LEAs with a statewide virtual program may also be ranked lower overall due to state revenues received for increased ADM as compared to their local and federal revenue sources.

* THIS REPORT INCLUDES FISCAL YEAR 2024 DATA

School System Revenue

How was your school system funded?¹



\$35,829,991	STATE	64%
\$9,329,137	FEDERAL	17%
\$11,208,166	LOCAL	20%
\$2,221,470	Local 10-Mill Match	
\$8,986,696	AVAILABLE LOCAL REVENUE	

VALUE OF 1-MILL
For Your School System

\$222,147

School System Spending

How did your school system spend state & local dollars?¹

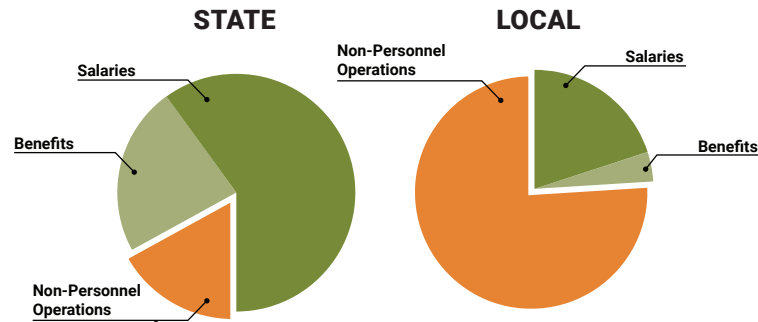
	STATE SPENDING ^{2,3}	LOCAL SPENDING ²
Salaries	\$18,771,624	\$860,841
Benefits	\$6,961,581	\$163,023
Non-Personnel Operations	\$5,123,172	\$3,388,952
TOTAL	\$30,856,376	\$4,412,816

¹ Revenues and expenditures may contain nominal variances due to rounding

² Does not include debt service or capital outlay

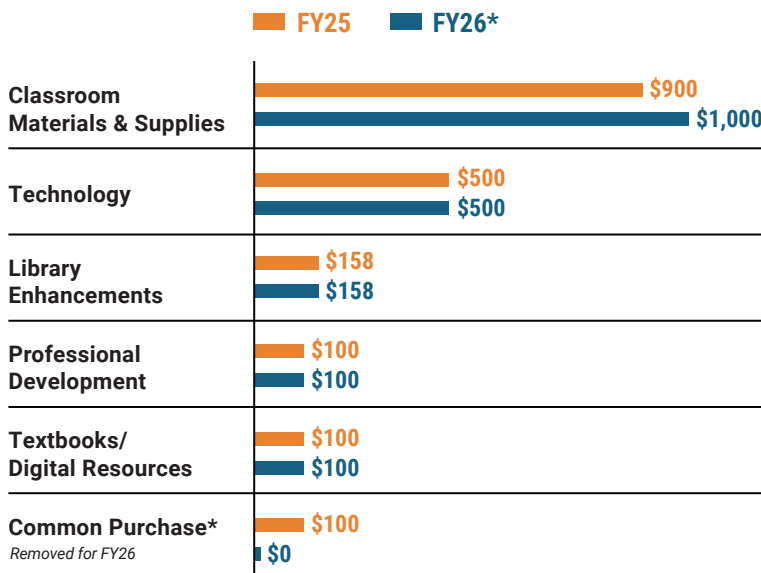
³ Includes 10-mill match

⁴ Such as utilities, operations & maintenance, etc.

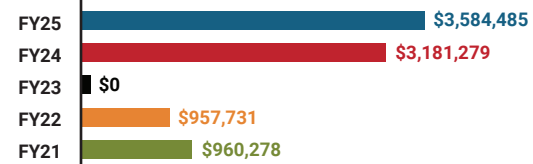


**Only 17% of state funding is available
for non-personnel expenditures⁴**

Instructional Support



Educational Advancement & Technology Fund⁵



⁵ These one-time supplemental funds may be used for repairs and deferred maintenance, capital outlay, classroom instructional supplies, insurance for facilities, transportation, technology and school safety. For FY23, there was no EAT allocation for school systems.

System Debt

TOTAL DEBT⁶	DEBT PER STUDENT
\$13,929,600	\$4,343

⁶ The debt totals in system audit reports may differ due to audit adjustments.



ALABAMA
ASSOCIATION OF
SCHOOL BOARDS

Sally Smith, J.D.
Executive Director

Tracey A. Meyer
Governmental Relations Coordinator

43 South Jackson Street
Montgomery, Alabama 36104

1-800-562-0601 | AlabamaSchoolBoards.org

@AlaSchoolBoards Facebook.com/AlabamaSchoolBoards