



CULLMAN COUNTY

SCHOOL SYSTEM SNAPSHOT: 2026 EDITION*
402 Arnold Street NE | Cullman, AL 35055 | (256) 734-2933

Superintendent

Dr. Shane Barnette

Board Members

Michael Graves, Shane Rusk, Wayne Myrex, Kerry Neighbors, Kenny Brockman, Larry Duke, Richard Hays

\$8,871,629
Cost of One Month's
Operation/General Fund

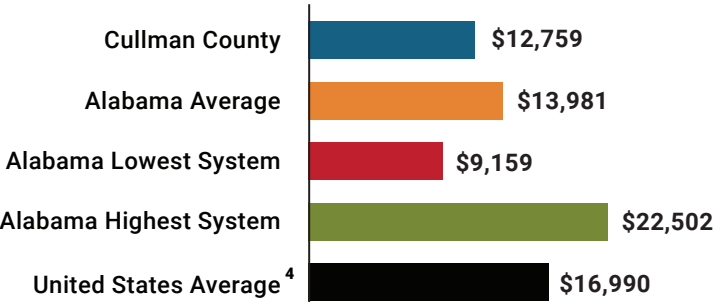
5.69
Number of Months
Reserve Balance

By the Numbers

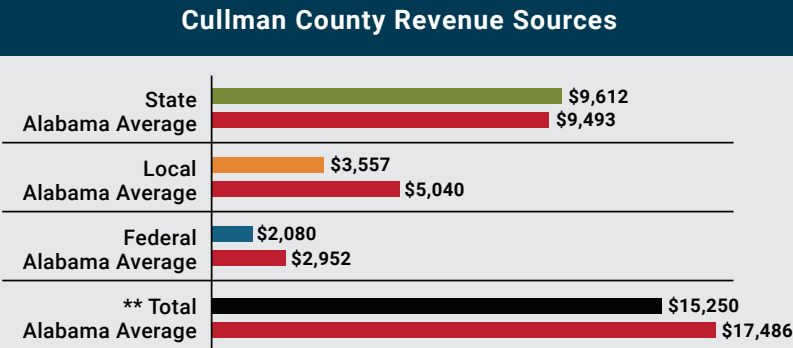
	Schools ¹	25
	Students/ADM ²	9,569
	Free & Reduced Lunch	58%
	Community Eligibility Program	58%
	Number of Route Buses ³	109
	Buses 10 yrs. old or less	98%
	Students Bused	4,880
	Full-Time Employees	1,204
	Teachers	643
	Principals/ Assistant Principals	41
	Counselors	22
	Librarians	24
	Other Certified Employees	41
	Support Personnel	433

¹ Schools with enrollment, including Alternative and Career Technical Education
² Average Daily Membership (includes virtual students)
³ Data collected in 2024 and used for FY26 funding
⁴ 2024-2025 NEA Rankings of the States

Total Per-Pupil Expenditures (PPE)



Per-Pupil Revenue Sources



**Total Revenue Among 139 School Systems



92
STATE
RANK

77
LOCAL
RANK

103
FEDERAL
RANK

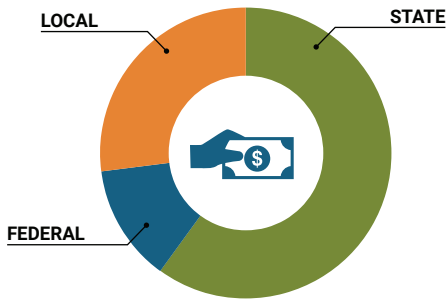
OVERALL SYSTEM RANK 119

LEAs with a substantial increase in reported ADM may show lower rankings since additional revenues reflecting those increases are not received until the following fiscal year. LEAs with a statewide virtual program may also be ranked lower overall due to state revenues received for increased ADM as compared to their local and federal revenue sources.

* THIS REPORT INCLUDES FISCAL YEAR 2024 DATA

School System Revenue

How was your school system funded?¹



\$91,982,148	STATE	60%
\$19,908,277	FEDERAL	13%
\$41,296,362	LOCAL	27%
\$7,630,580	Local 10-Mill Match	
\$33,665,782	AVAILABLE LOCAL REVENUE	

VALUE OF 1-MILL
For Your School System

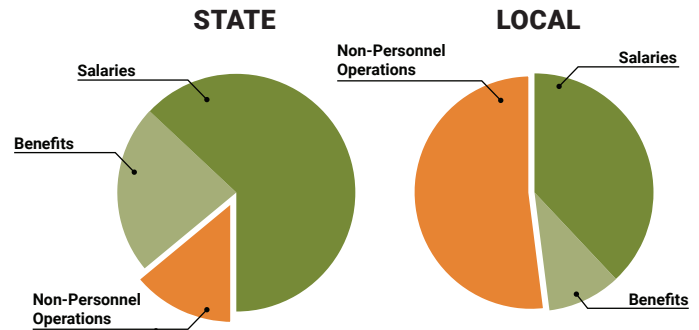
\$763,058

School System Spending

How did your school system spend state & local dollars?¹

	STATE SPENDING ^{2,3}	LOCAL SPENDING ²
Salaries	\$54,542,696	\$7,381,263
Benefits	\$19,721,635	\$1,955,278
Non-Personnel Operations	\$12,081,213	\$10,139,329
TOTAL	\$86,345,544	\$19,475,869

- ¹ Revenues and expenditures may contain nominal variances due to rounding
² Does not include debt service or capital outlay
³ Includes 10-mill match
⁴ Such as utilities, operations & maintenance, etc.

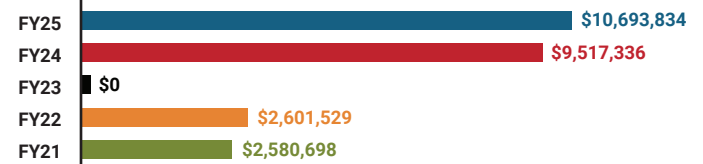


**Only 14% of state funding is available
for non-personnel expenditures⁴**

Instructional Support



Educational Advancement & Technology Fund⁵



⁵ These one-time supplemental funds may be used for repairs and deferred maintenance, capital outlay, classroom instructional supplies, insurance for facilities, transportation, technology and school safety. For FY23, there was no EAT allocation for school systems.

System Debt

TOTAL DEBT⁶	DEBT PER STUDENT
\$32,870,580	\$3,435

⁶ The debt totals in system audit reports may differ due to audit adjustments.



ALABAMA
ASSOCIATION OF
SCHOOL BOARDS

Sally Smith, J.D.
Executive Director

Tracey A. Meyer
Governmental Relations Coordinator

43 South Jackson Street
Montgomery, Alabama 36104

1-800-562-0601 | AlabamaSchoolBoards.org

@AlaSchoolBoards Facebook.com/AlabamaSchoolBoards