



COVINGTON COUNTY

SCHOOL SYSTEM SNAPSHOT: 2026 EDITION\*  
807 CC Baker Avenue | Andalusia, AL 36420 | (334) 427-3801

Superintendent

Shannon Driver

Board Members

Dr. James Barton, John Thomasson, Jeff Bailey, James Prestwood, Jed Blackwell

**\$2,757,160**  
Cost of One Month's  
Operation/General Fund

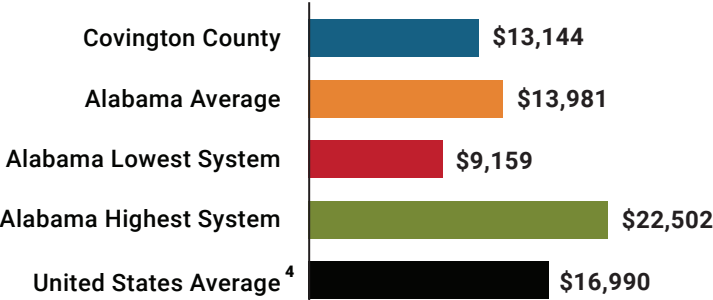
**11.02**  
Number of Months  
Reserve Balance

By the Numbers

	Schools <sup>1</sup>	8
	Students/ADM <sup>2</sup>	2,903
	Free & Reduced Lunch	68%
	Community Eligibility Program	66%
	Number of Route Buses <sup>3</sup>	50
	Buses 10 yrs. old or less	100%
	Students Bused	2,001
	Full-Time Employees	429
	Teachers	212
	Principals/ Assistant Principals	13
	Counselors	7
	Librarians	8
	Other Certified Employees	6
	Support Personnel	183

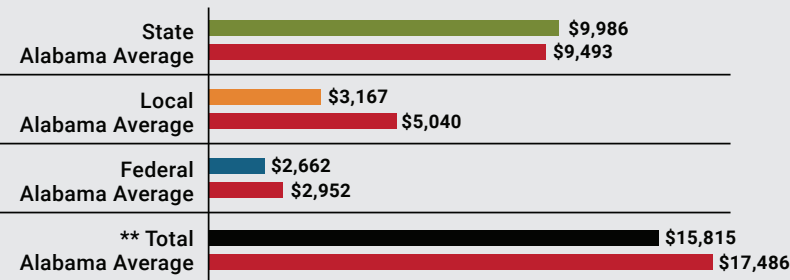
<sup>1</sup> Schools with enrollment, including Alternative and Career Technical Education  
<sup>2</sup> Average Daily Membership (includes virtual students)  
<sup>3</sup> Data collected in 2024 and used for FY26 funding  
<sup>4</sup> 2024-2025 NEA Rankings of the States

Total Per-Pupil Expenditures (PPE)



Per-Pupil Revenue Sources

Covington County Revenue Sources



\*\*Total Revenue Among 139 School Systems



70  
STATE  
RANK

96  
LOCAL  
RANK

83  
FEDERAL  
RANK

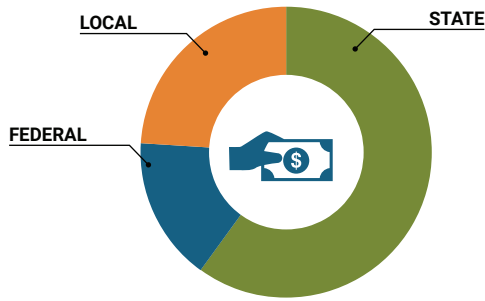
OVERALL SYSTEM RANK 107

LEAs with a substantial increase in reported ADM may show lower rankings since additional revenues reflecting those increases are not received until the following fiscal year. LEAs with a statewide virtual program may also be ranked lower overall due to state revenues received for increased ADM as compared to their local and federal revenue sources.

\* THIS REPORT INCLUDES FISCAL YEAR 2024 DATA

## School System Revenue

How was your school system funded?<sup>1</sup>



\$28,992,725	STATE	60%
\$7,729,363	FEDERAL	16%
\$11,410,798	LOCAL	24%
— \$2,813,750	Local 10-Mill Match	
<b>\$8,597,048</b>	<b>AVAILABLE LOCAL REVENUE</b>	

VALUE OF 1-MILL  
For Your School System

**\$281,375**

## School System Spending

How did your school system spend state & local dollars?<sup>1</sup>

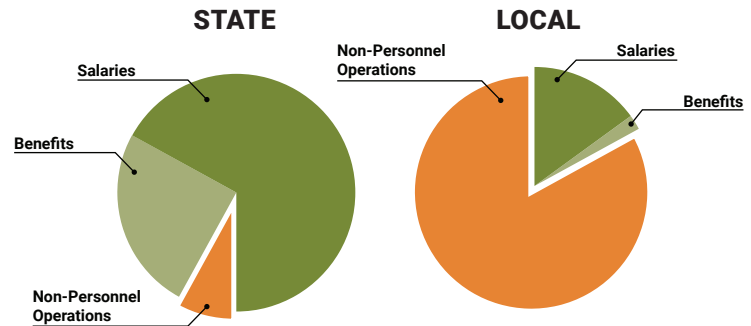
	STATE SPENDING <sup>2,3</sup>	LOCAL SPENDING <sup>2</sup>
Salaries	\$18,097,344	\$848,110
Benefits	\$6,833,889	\$126,705
Non-Personnel Operations	\$1,893,027	\$4,745,392
<b>TOTAL</b>	<b>\$26,824,259</b>	<b>\$5,720,207</b>

<sup>1</sup> Revenues and expenditures may contain nominal variances due to rounding

<sup>2</sup> Does not include debt service or capital outlay

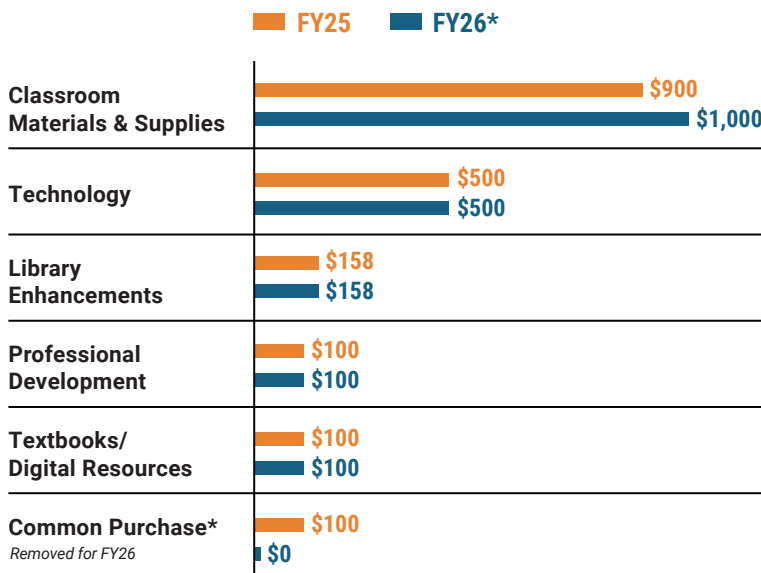
<sup>3</sup> Includes 10-mill match

<sup>4</sup> Such as utilities, operations & maintenance, etc.



**Only 7% of state funding is available for non-personnel expenditures<sup>4</sup>**

## Instructional Support



## Educational Advancement & Technology Fund<sup>5</sup>

FY25	\$3,244,643
FY24	\$2,837,061
FY23	\$0
FY22	\$780,341
FY21	\$815,580

<sup>5</sup> These one-time supplemental funds may be used for repairs and deferred maintenance, capital outlay, classroom instructional supplies, insurance for facilities, transportation, technology and school safety. For FY23, there was no EAT allocation for school systems.

## System Debt

<b>TOTAL DEBT<sup>6</sup></b>	<b>DEBT PER STUDENT</b>
<b>\$3,002,000</b>	<b>\$1,034</b>

<sup>6</sup> The debt totals in system audit reports may differ due to audit adjustments.



ALABAMA  
ASSOCIATION OF  
SCHOOL BOARDS

Sally Smith, J.D.  
Executive Director

Tracey A. Meyer  
Governmental Relations Coordinator

43 South Jackson Street  
Montgomery, Alabama 36104

1-800-562-0601 | [AlabamaSchoolBoards.org](http://AlabamaSchoolBoards.org)

@AlaSchoolBoards Facebook.com/AlabamaSchoolBoards