



COOSA COUNTY

SCHOOL SYSTEM SNAPSHOT: 2026 EDITION*

PO Box 37 | Rockford, AL 35136 | (256) 377-4913

Superintendent

David Stover

Board Members

Tiffany McCain, Sharon Massie, Joe Belyeu, Sharon Coffman, Jenny Kimbrell



\$845,163

Cost of One Month's
Operation/General Fund



5.30

Number of Months
Reserve Balance

By the Numbers



Schools¹ 2



Students/ADM² 772



Free & Reduced Lunch 81%

Community Eligibility Program 80%



Number of Route Buses³ 23

Buses 10 yrs. old or less 100%

Students Bused 693



Full-Time Employees 142

Teachers 54

Principals/
Assistant Principals 5

Counselors 2

Librarians 2

Other Certified Employees 6

Support Personnel 73

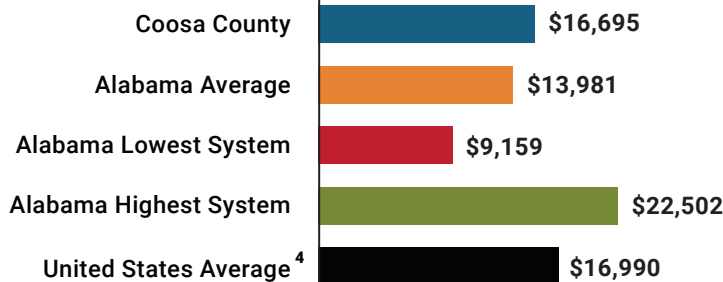
¹ Schools with enrollment, including Alternative and Career Technical Education

² Average Daily Membership (includes virtual students)

³ Data collected in 2024 and used for FY26 funding

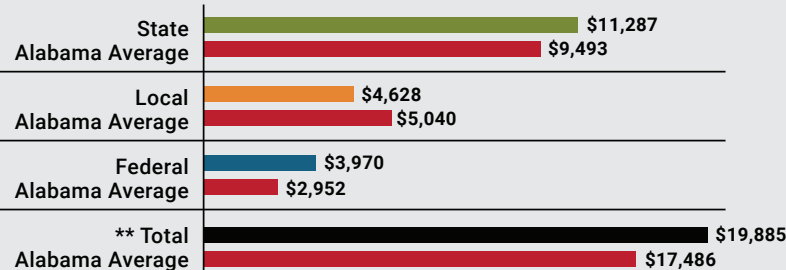
⁴ 2024-2025 NEA Rankings of the States

Total Per-Pupil Expenditures (PPE)



Per-Pupil Revenue Sources

Coosa County Revenue Sources



**Total Revenue Among 139 School Systems



22
STATE
RANK

46
LOCAL
RANK

39
FEDERAL
RANK

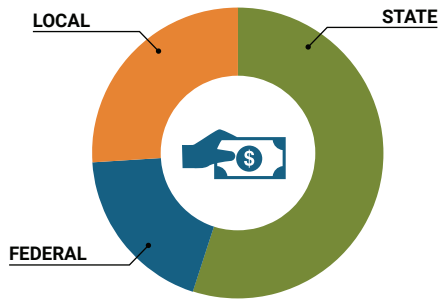
OVERALL SYSTEM RANK 25

LEAs with a substantial increase in reported ADM may show lower rankings since additional revenues reflecting those increases are not received until the following fiscal year. LEAs with a statewide virtual program may also be ranked lower overall due to state revenues received for increased ADM as compared to their local and federal revenue sources.

* THIS REPORT INCLUDES FISCAL YEAR 2024 DATA

School System Revenue

How was your school system funded?¹



\$8,709,630	STATE	55%
\$3,063,395	FEDERAL	19%
\$3,981,397	LOCAL	25%
— \$1,909,410	Local 10-Mill Match	
\$2,071,987	AVAILABLE LOCAL REVENUE	

VALUE OF 1-MILL
For Your School System

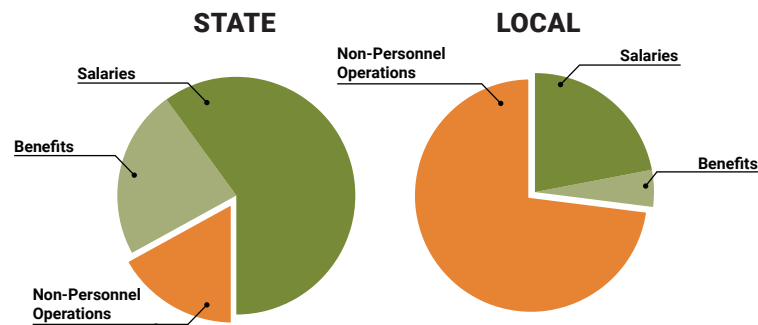
\$190,941

School System Spending

How did your school system spend state & local dollars?¹

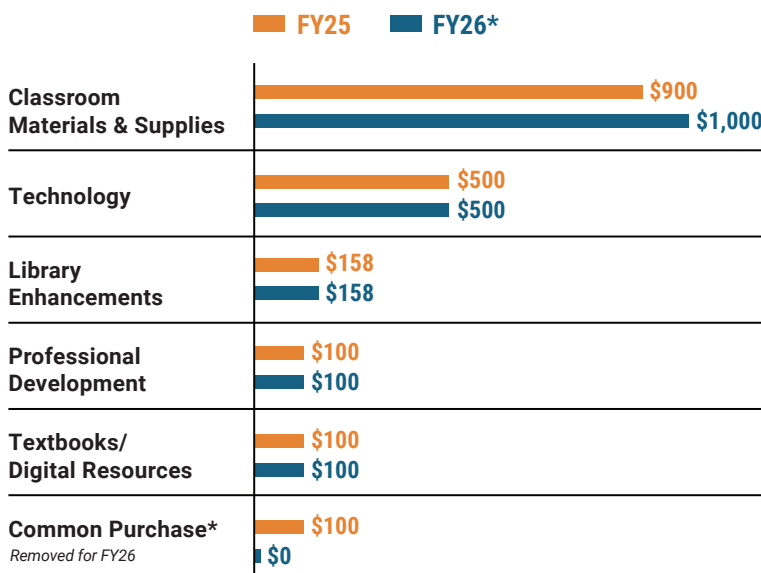
	STATE SPENDING ^{2,3}	LOCAL SPENDING ²
Salaries	\$5,333,467	\$199,901
Benefits	\$2,047,326	\$46,948
Non-Personnel Operations	\$1,569,445	\$681,500
TOTAL	\$8,950,238	\$928,349

- ¹ Revenues and expenditures may contain nominal variances due to rounding
² Does not include debt service or capital outlay
³ Includes 10-mill match
⁴ Such as utilities, operations & maintenance, etc.



Only 18% of state funding is available
for non-personnel expenditures⁴

Instructional Support



Educational Advancement & Technology Fund⁵

FY25	\$859,119
FY24	\$796,700
FY23	\$0
FY22	\$220,994
FY21	\$221,669

⁵ These one-time supplemental funds may be used for repairs and deferred maintenance, capital outlay, classroom instructional supplies, insurance for facilities, transportation, technology and school safety. For FY23, there was no EAT allocation for school systems.

System Debt

TOTAL DEBT⁶	DEBT PER STUDENT
\$1,782,685	\$2,310

⁶ The debt totals in system audit reports may differ due to audit adjustments.



ALABAMA
ASSOCIATION OF
SCHOOL BOARDS

Sally Smith, J.D.
Executive Director

Tracey A. Meyer
Governmental Relations Coordinator

43 South Jackson Street
Montgomery, Alabama 36104

1-800-562-0601 | AlabamaSchoolBoards.org

@AlaSchoolBoards Facebook.com/AlabamaSchoolBoards