



CLEBURNE COUNTY

SCHOOL SYSTEM SNAPSHOT: 2026 EDITION*
141 Davenport Drive | Heflin, AL 36264 | (256) 463-5624

Superintendent

David Howle

Board Members

Jay Grubbs, Chad Smith, Owen McWhorter, Tracy McMahan, Jerimy Bryant

\$2,445,838
Cost of One Month's
Operation/General Fund

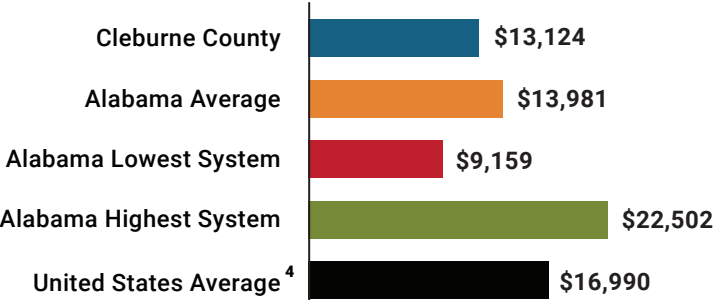
4.59
Number of Months
Reserve Balance

By the Numbers

	Schools ¹	8
	Students/ADM ²	2,418
	Free & Reduced Lunch	55%
	Community Eligibility Program	56%
	Number of Route Buses ³	34
	Buses 10 yrs. old or less	100%
	Students Bused	1,443
	Full-Time Employees	341
	Teachers	163
	Principals/ Assistant Principals	11
	Counselors	8
	Librarians	6
	Other Certified Employees	15
	Support Personnel	138


¹ Schools with enrollment, including Alternative and Career Technical Education
² Average Daily Membership (includes virtual students)
³ Data collected in 2024 and used for FY26 funding
⁴ 2024-2025 NEA Rankings of the States

Total Per-Pupil Expenditures
(PPE)



Per-Pupil Revenue Sources

Cleburne County Revenue Sources



**Total Revenue Among 139 School Systems



44

STATE
RANK

129

LOCAL
RANK

87

FEDERAL
RANK

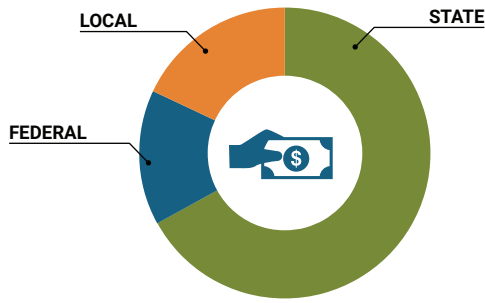
OVERALL SYSTEM RANK 117

LEAs with a substantial increase in reported ADM may show lower rankings since additional revenues reflecting those increases are not received until the following fiscal year. LEAs with a statewide virtual program may also be ranked lower overall due to state revenues received for increased ADM as compared to their local and federal revenue sources.

* THIS REPORT INCLUDES FISCAL YEAR 2024 DATA

School System Revenue

How was your school system funded?¹



\$25,837,166	STATE	67%
\$5,995,308	FEDERAL	15%
\$6,870,423	LOCAL	18%
\$1,544,130	Local 10-Mill Match	
\$5,326,293	AVAILABLE LOCAL REVENUE	

VALUE OF 1-MILL
For Your School System

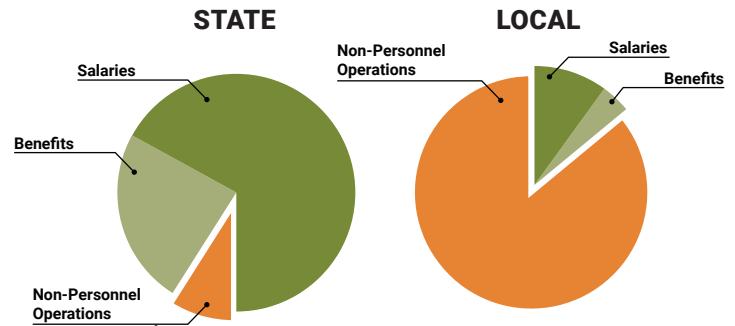
\$154,413

School System Spending

How did your school system spend state & local dollars?¹

	STATE SPENDING ^{2,3}	LOCAL SPENDING ²
Salaries	\$15,052,291	\$389,973
Benefits	\$5,405,387	\$155,666
Non-Personnel Operations	\$1,855,158	\$3,295,456
TOTAL	\$22,312,835	\$3,841,095

- ¹ Revenues and expenditures may contain nominal variances due to rounding
² Does not include debt service or capital outlay
³ Includes 10-mill match
⁴ Such as utilities, operations & maintenance, etc.



**Only 8% of state funding is available
for non-personnel expenditures⁴**

Instructional Support



Educational Advancement & Technology Fund⁵

FY25	\$2,702,696
FY24	\$2,395,170
FY23	\$0
FY22	\$689,989
FY21	\$686,894

⁵ These one-time supplemental funds may be used for repairs and deferred maintenance, capital outlay, classroom instructional supplies, insurance for facilities, transportation, technology and school safety. **For FY23, there was no EAT allocation for school systems.**

System Debt

TOTAL DEBT⁶	DEBT PER STUDENT
\$7,837,869	\$3,241

⁶ The debt totals in system audit reports may differ due to audit adjustments.



ALABAMA
ASSOCIATION OF
SCHOOL BOARDS

Sally Smith, J.D.
Executive Director

Tracey A. Meyer
Governmental Relations Coordinator

43 South Jackson Street
Montgomery, Alabama 36104

1-800-562-0601 | AlabamaSchoolBoards.org

[@AlaSchoolBoards](https://twitter.com/AlaSchoolBoards) [Facebook.com/AlabamaSchoolBoards](https://facebook.com/AlabamaSchoolBoards)