



CHILTON COUNTY

SCHOOL SYSTEM SNAPSHOT: 2026 EDITION*
1705 Lay Dam Road | Clanton, AL 35405 | (205) 280-3000

Superintendent

Corey Clements

Board Members

Rodney Payton, Jacqueline Sullivan, Michael Davis, Cameron Ellison, Ashland English, Kenneth Harmon, Lisa Nicholas

\$5,908,323
Cost of One Month's
Operation/General Fund

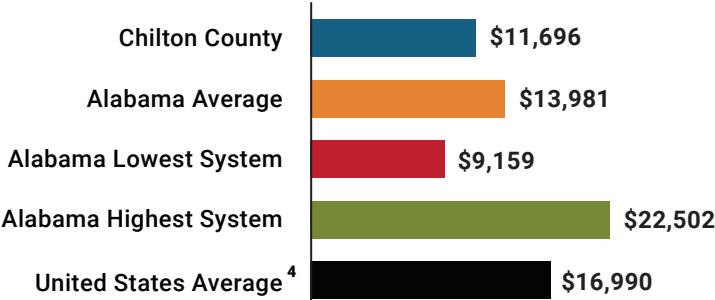
7.45
Number of Months
Reserve Balance

By the Numbers

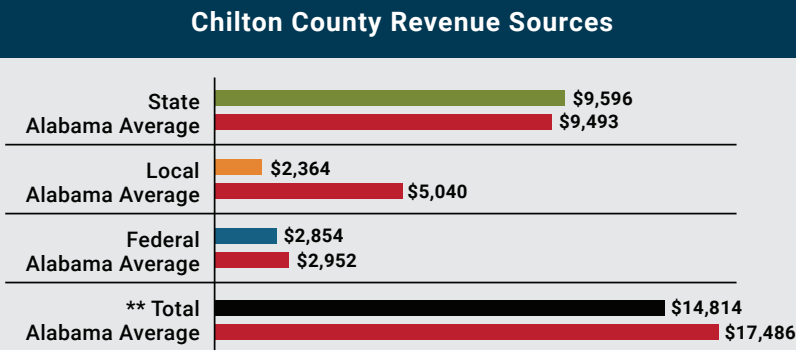
	Schools ¹	13
	Students/ADM ²	7,573
	Free & Reduced Lunch	78%
	Community Eligibility Program	67%
	Number of Route Buses ³	92
	Buses 10 yrs. old or less	92%
	Students Bused	3,548
	Full-Time Employees	930
	Teachers	463
	Principals/ Assistant Principals	30
	Counselors	20
	Librarians	12
	Other Certified Employees	28
	Support Personnel	377

¹ Schools with enrollment, including Alternative and Career Technical Education
² Average Daily Membership (includes virtual students)
³ Data collected in 2024 and used for FY26 funding
⁴ 2024-2025 NEA Rankings of the States

Total Per-Pupil Expenditures (PPE)



Per-Pupil Revenue Sources



**Total Revenue Among 139 School Systems



93
STATE
RANK

123
LOCAL
RANK

74
FEDERAL
RANK

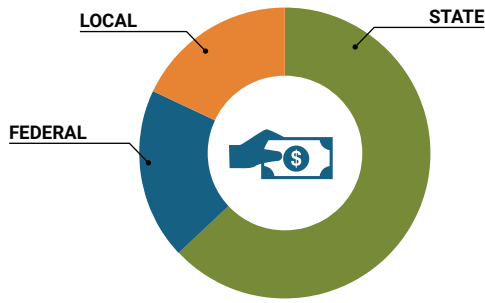
OVERALL SYSTEM RANK 128

LEAs with a substantial increase in reported ADM may show lower rankings since additional revenues reflecting those increases are not received until the following fiscal year. LEAs with a statewide virtual program may also be ranked lower overall due to state revenues received for increased ADM as compared to their local and federal revenue sources.

* THIS REPORT INCLUDES FISCAL YEAR 2024 DATA

School System Revenue

How was your school system funded?¹



\$72,671,539	STATE	63%
\$21,612,749	FEDERAL	19%
\$21,486,529	LOCAL	19%
— \$3,713,700	Local 10-Mill Match	
\$17,772,829	AVAILABLE LOCAL REVENUE	

VALUE OF 1-MILL
For Your School System

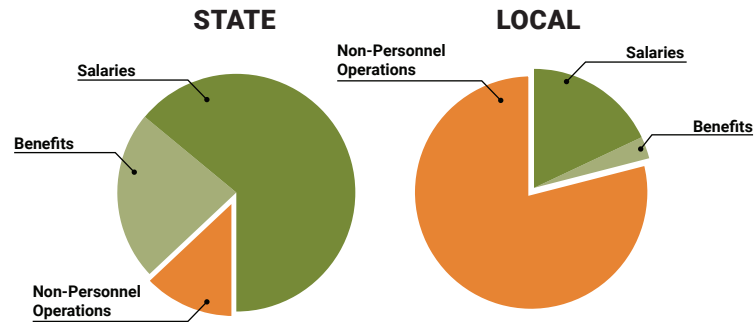
\$371,370

School System Spending

How did your school system spend state & local dollars?¹

	STATE SPENDING ^{2,3}	LOCAL SPENDING ²
Salaries	\$41,152,943	\$1,050,148
Benefits	\$15,129,524	\$200,953
Non-Personnel Operations	\$8,342,498	\$4,739,765
TOTAL	\$64,624,965	\$5,990,866

- ¹ Revenues and expenditures may contain nominal variances due to rounding
² Does not include debt service or capital outlay
³ Includes 10-mill match
⁴ Such as utilities, operations & maintenance, etc.

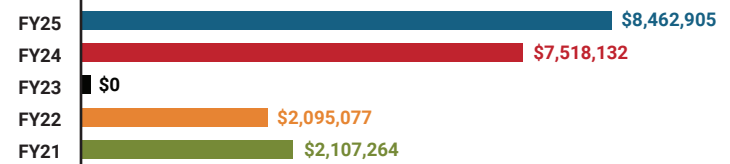


Only 13% of state funding is available for non-personnel expenditures⁴

Instructional Support



Educational Advancement & Technology Fund⁵



⁵ These one-time supplemental funds may be used for repairs and deferred maintenance, capital outlay, classroom instructional supplies, insurance for facilities, transportation, technology and school safety. For FY23, there was no EAT allocation for school systems.

System Debt

TOTAL DEBT⁶	DEBT PER STUDENT
\$4,819,529	\$636

⁶ The debt totals in system audit reports may differ due to audit adjustments.



ALABAMA
ASSOCIATION OF
SCHOOL BOARDS

Sally Smith, J.D.
Executive Director

Tracey A. Meyer
Governmental Relations Coordinator

43 South Jackson Street
Montgomery, Alabama 36104

1-800-562-0601 | AlabamaSchoolBoards.org

@AlaSchoolBoards Facebook.com/AlabamaSchoolBoards