



CHAMBERS COUNTY

SCHOOL SYSTEM SNAPSHOT: 2026 EDITION*
Box 408-D | Lafayette, AL 36862 | (334) 864-9343

Superintendent

Dr. Sharon Weldon

Board Members

Victoria Leak, Lashae Herring, Candace Lyons, Jennifer Hunt, Frederick Newton, Jody Jennings

\$2,873,832
Cost of One Month's
Operation/General Fund

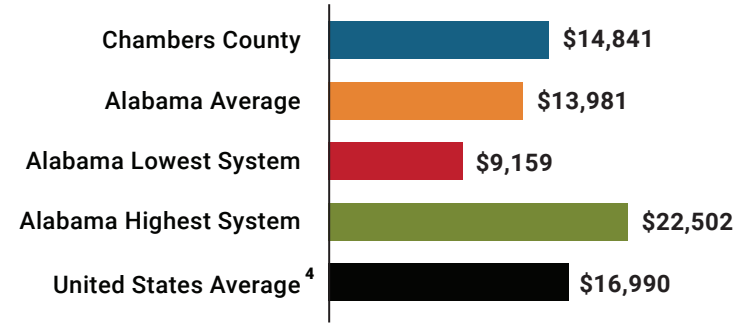
3.93
Number of Months
Reserve Balance

By the Numbers

	Schools ¹	10
	Students/ADM ²	2,943
	Free & Reduced Lunch	72%
	Community Eligibility Program	71%
	Number of Route Buses ³	46
	Buses 10 yrs. old or less	100%
	Students Bused	2,217
	Full-Time Employees	486
	Teachers	203
	Principals/ Assistant Principals	15
	Counselors	12
	Librarians	7
	Other Certified Employees	22
	Support Personnel	227

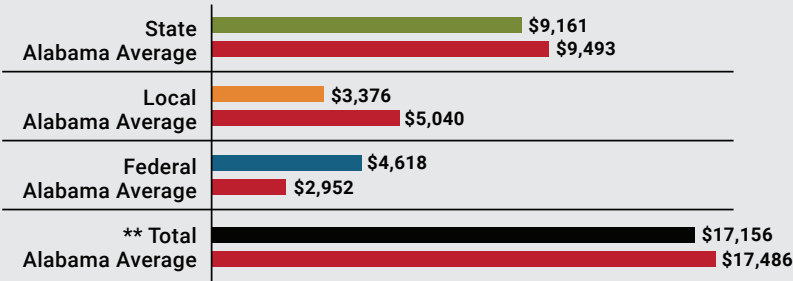
¹ Schools with enrollment, including Alternative and Career Technical Education
² Average Daily Membership (includes virtual students)
³ Data collected in 2024 and used for FY26 funding
⁴ 2024-2025 NEA Rankings of the States

Total Per-Pupil Expenditures
(PPE)



Per-Pupil Revenue Sources

Chambers County Revenue Sources



**Total Revenue Among 139 School Systems



109

STATE

RANK

84

LOCAL

RANK

30

FEDERAL

RANK

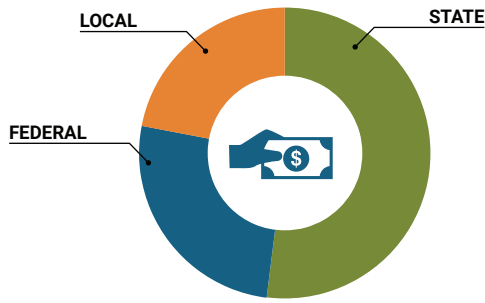
OVERALL SYSTEM RANK 76

LEAs with a substantial increase in reported ADM may show lower rankings since additional revenues reflecting those increases are not received until the following fiscal year. LEAs with a statewide virtual program may also be ranked lower overall due to state revenues received for increased ADM as compared to their local and federal revenue sources.

* THIS REPORT INCLUDES FISCAL YEAR 2024 DATA

School System Revenue

How was your school system funded?¹



\$26,961,776	STATE	52%
\$13,591,557	FEDERAL	26%
\$11,015,500	LOCAL	21%
— \$4,013,740	Local 10-Mill Match	
\$7,001,760	AVAILABLE LOCAL REVENUE	

VALUE OF 1-MILL
For Your School System

\$401,374

School System Spending

How did your school system spend state & local dollars?¹

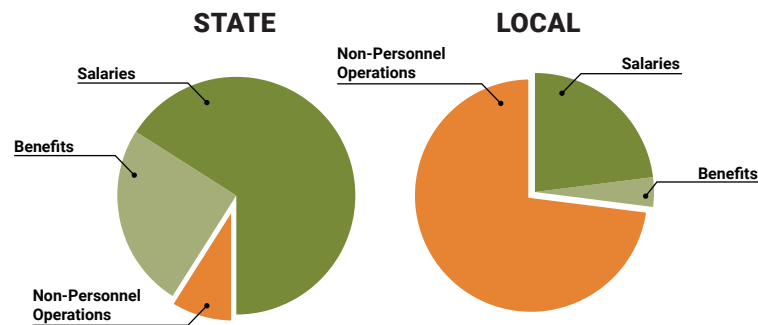
	STATE SPENDING ^{2,3}	LOCAL SPENDING ²
Salaries	\$18,447,380	\$1,119,462
Benefits	\$6,960,578	\$198,589
Non-Personnel Operations	\$2,645,193	\$3,567,593
TOTAL	\$28,053,151	\$4,885,644

¹ Revenues and expenditures may contain nominal variances due to rounding

² Does not include debt service or capital outlay

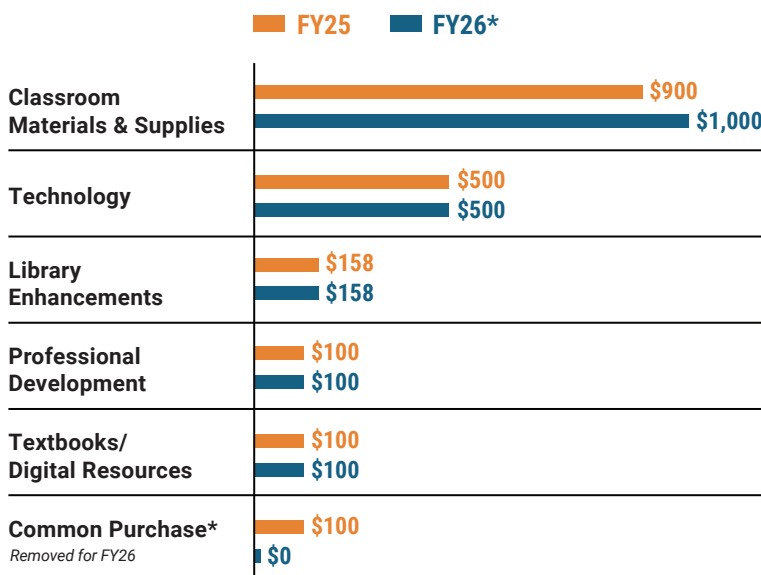
³ Includes 10-mill match

⁴ Such as utilities, operations & maintenance, etc.



**Only 9% of state funding is available
for non-personnel expenditures⁴**

Instructional Support



Educational Advancement & Technology Fund⁵

FY25	\$3,288,898
FY24	\$2,975,100
FY23	\$0
FY22	\$923,262
FY21	\$943,874

⁵ These one-time supplemental funds may be used for repairs and deferred maintenance, capital outlay, classroom instructional supplies, insurance for facilities, transportation, technology and school safety. For FY23, there was no EAT allocation for school systems.

System Debt

TOTAL DEBT⁶	DEBT PER STUDENT
\$5,332,724	\$1,812

⁶ The debt totals in system audit reports may differ due to audit adjustments.



ALABAMA
ASSOCIATION OF
SCHOOL BOARDS

Sally Smith, J.D.
Executive Director

Tracey A. Meyer
Governmental Relations Coordinator

43 South Jackson Street
Montgomery, Alabama 36104

1-800-562-0601 | AlabamaSchoolBoards.org

@AlaSchoolBoards Facebook.com/AlabamaSchoolBoards