



BARBOUR COUNTY

SCHOOL SYSTEM SNAPSHOT: 2026 EDITION*
PO Box 429 | Clayton, AL 36016 | (334) 775-3453

Superintendent

Jimmie Fryer

Board Members

Jean Kennedy, Christine George, Shirley Johnson, Amy Glenn, Adrienne Gray

\$848,757
Cost of One Month's
Operation/General Fund

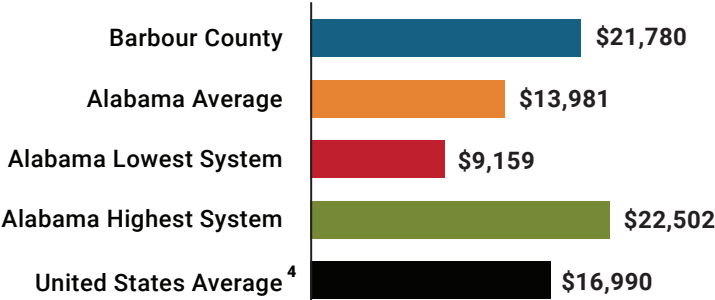
3.85
Number of Months
Reserve Balance

By the Numbers

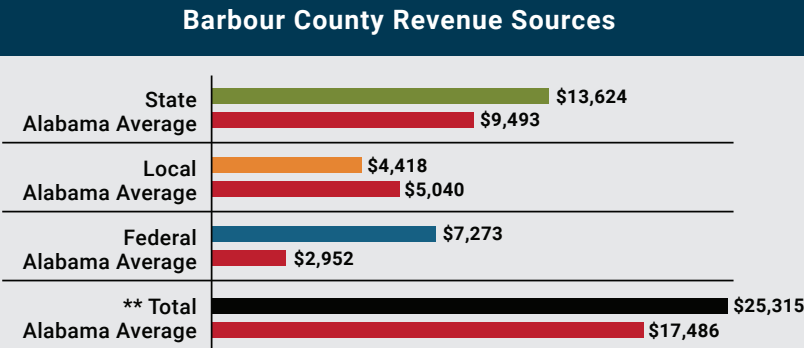
	Schools ¹	3
	Students/ADM ²	631
	Free & Reduced Lunch	90%
	Community Eligibility Program	90%
	Number of Route Buses ³	15
	Buses 10 yrs. old or less	100%
	Students Bused	579
	Full-Time Employees	112
	Teachers	40
	Principals/ Assistant Principals	6
	Counselors	2
	Librarians	3
	Other Certified Employees	11
	Support Personnel	50

¹ Schools with enrollment, including Alternative and Career Technical Education
² Average Daily Membership (includes virtual students)
³ Data collected in 2024 and used for FY26 funding
⁴ 2024-2025 NEA Rankings of the States

Total Per-Pupil Expenditures (PPE)



Per-Pupil Revenue Sources



**Total Revenue Among 139 School Systems



4
STATE
RANK

52
LOCAL
RANK

11
FEDERAL
RANK

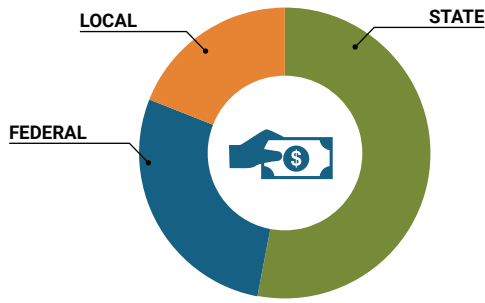
OVERALL SYSTEM RANK 8

LEAs with a substantial increase in reported ADM may show lower rankings since additional revenues reflecting those increases are not received until the following fiscal year. LEAs with a statewide virtual program may also be ranked lower overall due to state revenues received for increased ADM as compared to their local and federal revenue sources.

* THIS REPORT INCLUDES FISCAL YEAR 2024 DATA

School System Revenue

How was your school system funded?¹



\$8,592,579	STATE	53%
\$4,587,300	FEDERAL	28%
\$3,043,503	LOCAL	19%
\$1,312,560	Local 10-Mill Match	
\$1,730,943	AVAILABLE LOCAL REVENUE	

VALUE OF 1-MILL
For Your School System

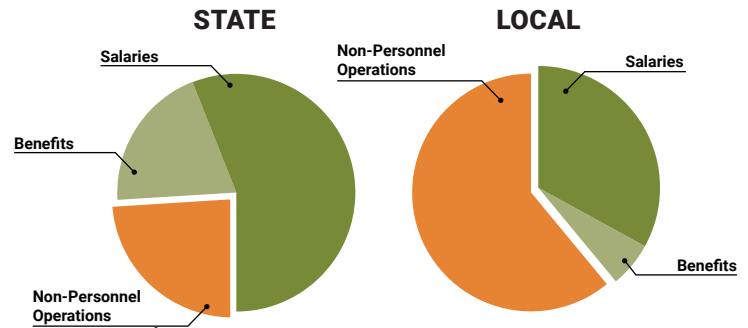
\$131,256

School System Spending

How did your school system spend state & local dollars?¹

	STATE SPENDING ^{2,3}	LOCAL SPENDING ²
Salaries	\$4,747,566	\$525,436
Benefits	\$1,650,996	\$104,489
Non-Personnel Operations	\$2,001,861	\$990,746
TOTAL	\$8,400,424	\$1,620,671

- ¹ Revenues and expenditures may contain nominal variances due to rounding
² Does not include debt service or capital outlay
³ Includes 10-mill match
⁴ Such as utilities, operations & maintenance, etc.



Only 24% of state funding is available for non-personnel expenditures⁴

Instructional Support



Educational Advancement & Technology Fund⁵

FY25	\$704,828
FY24	\$675,637
FY23	\$0
FY22	\$183,168
FY21	\$181,701

⁵ These one-time supplemental funds may be used for repairs and deferred maintenance, capital outlay, classroom instructional supplies, insurance for facilities, transportation, technology and school safety. For FY23, there was no EAT allocation for school systems.

System Debt

TOTAL DEBT⁶	DEBT PER STUDENT
\$3,810,722	\$6,042

⁶ The debt totals in system audit reports may differ due to audit adjustments.



ALABAMA
ASSOCIATION OF
SCHOOL BOARDS

Sally Smith, J.D.
Executive Director

Tracey A. Meyer
Governmental Relations Coordinator

43 South Jackson Street
Montgomery, Alabama 36104

1-800-562-0601 | AlabamaSchoolBoards.org

@AlaSchoolBoards Facebook.com/AlabamaSchoolBoards