



PIKE ROAD CITY

SCHOOL SYSTEM SNAPSHOT: 2026 EDITION*
PO Box 640064 | Pike Road, AL 36064 | (334) 420-5301

Superintendent

Dr. Keith Lankford

Board Members

Ethan Taylor, Jan Johnson, Dr. Mona Hurston, Jennifer Gibbs, Jeffery Dickey

\$2,543,465
Cost of One Month's
Operation/General Fund

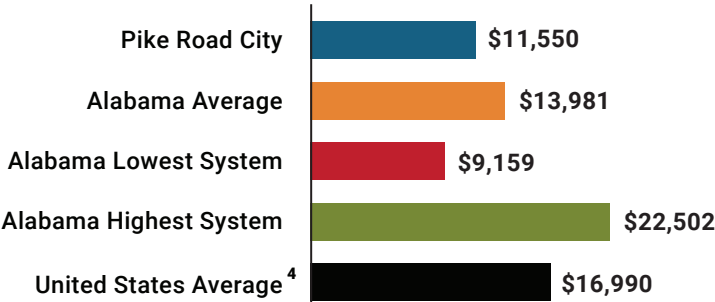
3.82
Number of Months
Reserve Balance

By the Numbers

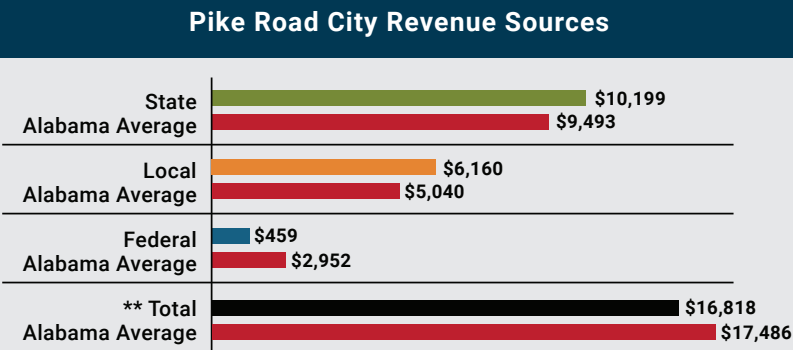
	Schools ¹	4
	Students/ADM ²	2,688
	Free & Reduced Lunch	27%
	Community Eligibility Program	28%
	Number of Route Buses ³	39
	Buses 10 yrs. old or less	100%
	Students Bused	1,807
	Full-Time Employees	321
	Teachers	180
	Principals/ Assistant Principals	11
	Counselors	6
	Librarians	3
	Other Certified Employees	10
	Support Personnel	111

¹ Schools with enrollment, including Alternative and Career Technical Education
² Average Daily Membership (includes virtual students)
³ Data collected in 2024 and used for FY26 funding
⁴ 2024-2025 NEA Rankings of the States

Total Per-Pupil Expenditures (PPE)



Per-Pupil Revenue Sources



**Total Revenue Among 139 School Systems



60
STATE
RANK

24
LOCAL
RANK

138
FEDERAL
RANK

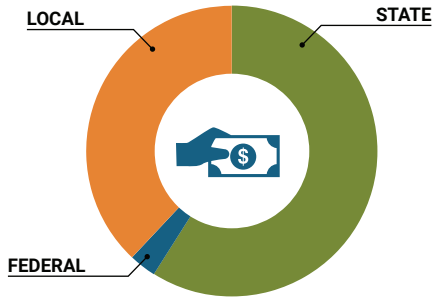
OVERALL SYSTEM RANK 87

LEAs with a substantial increase in reported ADM may show lower rankings since additional revenues reflecting those increases are not received until the following fiscal year. LEAs with a statewide virtual program may also be ranked lower overall due to state revenues received for increased ADM as compared to their local and federal revenue sources.

* THIS REPORT INCLUDES FISCAL YEAR 2024 DATA

School System Revenue

How was your school system funded?¹



\$27,419,961	STATE	59%
\$1,234,713	FEDERAL	3%
\$17,767,706	LOCAL	38%
\$1,949,020	Local 10-Mill Match	
\$15,818,686	AVAILABLE LOCAL REVENUE	

VALUE OF 1-MILL
For Your School System

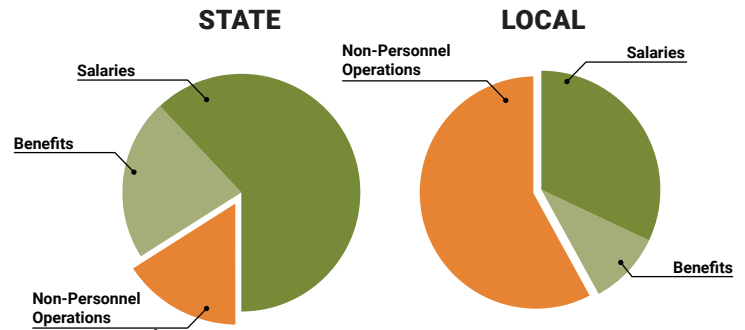
\$194,902

School System Spending

How did your school system spend state & local dollars?¹

	STATE SPENDING ^{2,3}	LOCAL SPENDING ²
Salaries	\$14,687,784	\$2,047,893
Benefits	\$5,345,410	\$664,555
Non-Personnel Operations	\$3,788,966	\$3,638,008
TOTAL	\$23,822,160	\$6,350,457

- ¹ Revenues and expenditures may contain nominal variances due to rounding
² Does not include debt service or capital outlay
³ Includes 10-mill match
⁴ Such as utilities, operations & maintenance, etc.

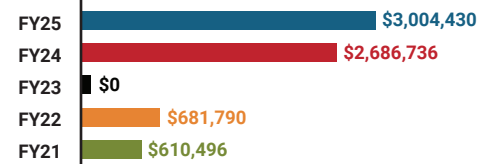


**Only 16% of state funding is available
for non-personnel expenditures⁴**

Instructional Support



Educational Advancement & Technology Fund⁵



⁵ These one-time supplemental funds may be used for repairs and deferred maintenance, capital outlay, classroom instructional supplies, insurance for facilities, transportation, technology and school safety. For FY23, there was no EAT allocation for school systems.

System Debt

TOTAL DEBT⁶	DEBT PER STUDENT
\$67,670,838	\$25,171

⁶ The debt totals in system audit reports may differ due to audit adjustments.



ALABAMA
ASSOCIATION OF
SCHOOL BOARDS

Sally Smith, J.D.
Executive Director

Tracey A. Meyer
Governmental Relations Coordinator

43 South Jackson Street
Montgomery, Alabama 36104

1-800-562-0601 | AlabamaSchoolBoards.org

[@AlaSchoolBoards](https://twitter.com/AlaSchoolBoards) [Facebook.com/AlabamaSchoolBoards](https://facebook.com/AlabamaSchoolBoards)