



TUSCALOOSA COUNTY

SCHOOL SYSTEM SNAPSHOT: 2022 EDITION*


P.O. Drawer 2568 | Tuscaloosa, AL 35403 | (205) 758-0411


Superintendent

Dr. Keri C. Johnson






Board Members

Portia L. Jones, Clyde R. Smalley, Charles Orr, Joe Calvin, Jamie Lake, Don R. Presley, Clarence Squires

 **\$12,984,041**
Cost of One Month's
Operation/General Fund

 **2.61**
Number of Months
Reserve Balance

By the Numbers

	Schools¹	33
	Students/ADM²	18,495
	Free & Reduced Lunch	53%
	Community Eligibility Program	32%
	Number of Route Buses³	205
	Buses 10 yrs. old or less.....	100%
	Students Bused.....	9,864
	Full-Time Employees	2,287
	Teachers.....	1,154
	Principals/ Assistant Principals.....	69
	Counselors.....	41
	Librarians.....	36
	Other Certified Employees.....	58
	Support Personnel.....	929

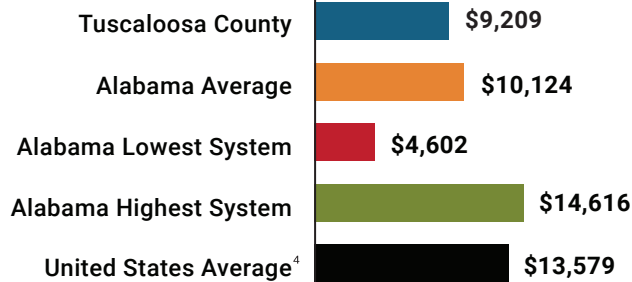
¹ Schools with enrollment, including Alternative and Career Technical Education

² Average Daily Membership (includes virtual students)

³ Data collected in FY20 and used for FY21 funding

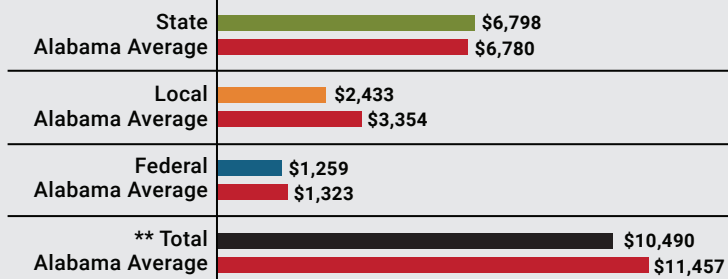
⁴ 2020-2021 NEA Rankings of the States

Total Per-Pupil Expenditures (PPE)



Per-Pupil Revenue Sources

Tuscaloosa County Revenue Sources



97
STATE
RANK

75
LOCAL
RANK

84
FEDERAL
RANK

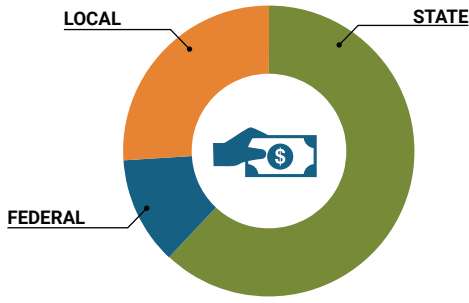
OVERALL SYSTEM RANK 111

** Total Revenue Among 138 School Systems

* THIS REPORT INCLUDES FISCAL YEAR 2020 DATA

School System Revenue

How was your school system funded?¹



\$125,731,479	STATE	62%
\$23,284,152	FEDERAL	12%
\$52,412,085	LOCAL	26%
— \$13,482,520	Local 10-Mill Match	
\$38,929,565	AVAILABLE LOCAL REVENUE	

VALUE OF 1-MILL For Your School System

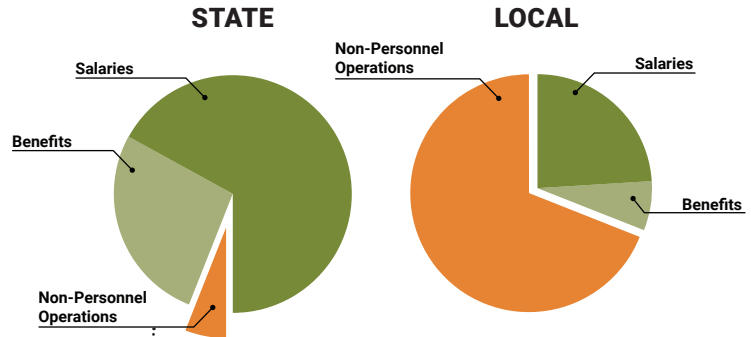
\$1,348,252

School System Spending

How did your school system spend state & local dollars?¹

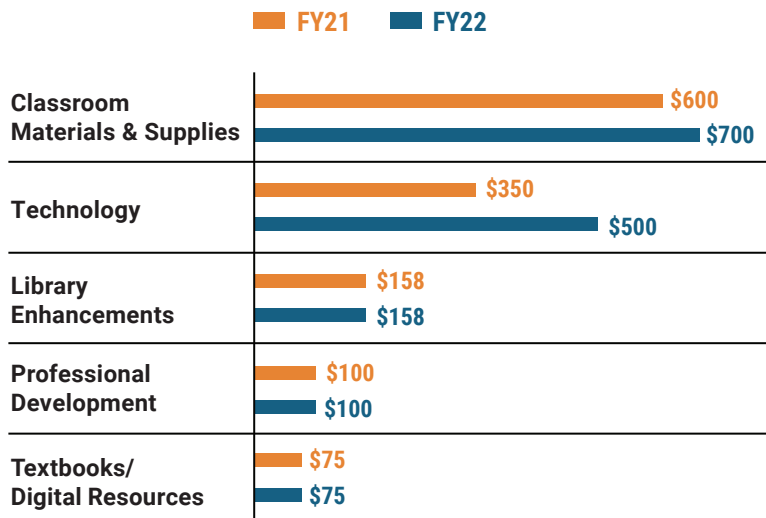
	STATE SPENDING ^{2,3}	LOCAL SPENDING ²
Salaries	\$83,570,291	\$8,221,210
Benefits	\$33,603,280	\$2,923,648
Non-Personnel Operations	\$7,323,691	\$16,995,480
TOTAL	\$124,497,263	\$28,140,339

¹ Revenues and expenditures may contain nominal variances due to rounding
² Does not include debt service or capital outlay
³ Includes 10-mill match
⁴ Such as utilities, operations & maintenance, etc.



Only 6% of state funding is available for non-personnel expenditures⁴

Instructional Support



Educational Advancement & Technology Fund⁵



⁵ These one-time supplemental funds may be used for repairs and deferred maintenance, classroom instructional supplies, insurance for facilities, transportation, technology and school safety measures.

System Debt

TOTAL DEBT⁶ DEBT PER STUDENT
\$103,466,702 \$5,594

⁶ The debt totals in system audit reports may differ due to audit adjustments.



ALABAMA ASSOCIATION OF SCHOOL BOARDS

Sally Smith, J.D.
Executive Director

Tracey A. Meyer
Governmental Relations Coordinator

43 South Jackson Street
Montgomery, Alabama 36104

1-800-562-0601 | AlabamaSchoolBoards.org

@AlaSchoolBoards Facebook.com/AlabamaSchoolBoards