



# TALLAPOOSA COUNTY

## SCHOOL SYSTEM SNAPSHOT: 2022 EDITION\*

679 E. Columbus Street | Dadeville, AL 36853 | (256) 825-0746

Superintendent

Raymond Porter

Board Members

Matilda Woodyard-Hamilton, Michael Carter, Carla Talton, Martin Johnson, Linda Daniel

**\$2,020,389**  
Cost of One Month's  
Operation/General Fund

**4.08**  
Number of Months  
Reserve Balance

### By the Numbers

	Schools <sup>1</sup> .....	6
	Students/ADM <sup>2</sup> .....	2,777
	Free & Reduced Lunch.....	64%
	Community Eligibility Program.....	40%
	Number of Route Buses <sup>3</sup> .....	47
	Buses 10 yrs. old or less.....	98%
	Students Bused.....	2,049
	Full-Time Employees.....	360
	Teachers.....	180
	Principals/ Assistant Principals.....	9
	Counselors.....	7
	Librarians.....	5
	Other Certified Employees.....	10
	Support Personnel.....	149

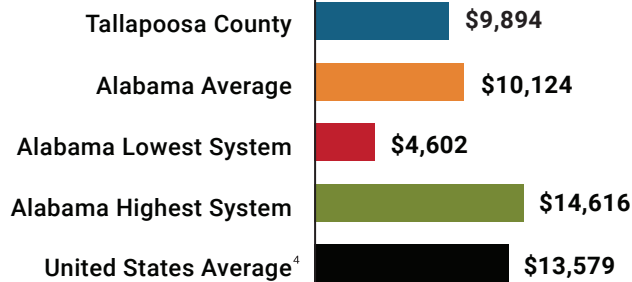
<sup>1</sup> Schools with enrollment, including Alternative and Career Technical Education

<sup>2</sup> Average Daily Membership (includes virtual students)

<sup>3</sup> Data collected in FY20 and used for FY21 funding

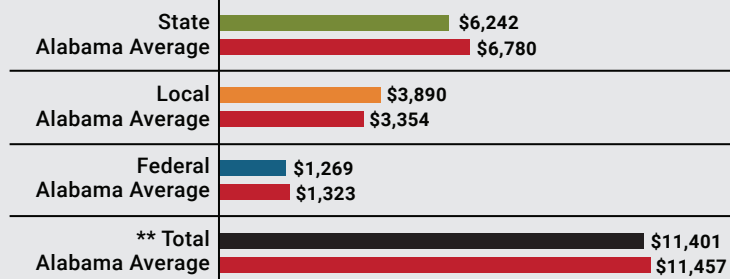
<sup>4</sup> 2020-2021 NEA Rankings of the States

### Total Per-Pupil Expenditures (PPE)



### Per-Pupil Revenue Sources

#### Tallapoosa County Revenue Sources



**124**  
STATE  
RANK

**29**  
LOCAL  
RANK

**82**  
FEDERAL  
RANK

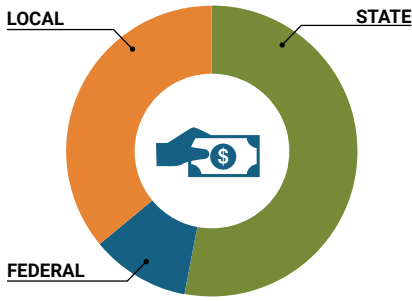
## OVERALL SYSTEM RANK 66

\*\* Total Revenue Among 138 School Systems

\* THIS REPORT INCLUDES FISCAL YEAR 2020 DATA

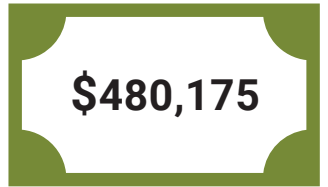
# School System Revenue

## How was your school system funded?<sup>1</sup>



\$17,335,074	STATE	53%
\$3,523,196	FEDERAL	11%
\$12,137,383	LOCAL	37%
— \$4,801,750	Local 10-Mill Match	
<b>\$7,335,633</b>	<b>AVAILABLE LOCAL REVENUE</b>	

### VALUE OF 1-MILL For Your School System

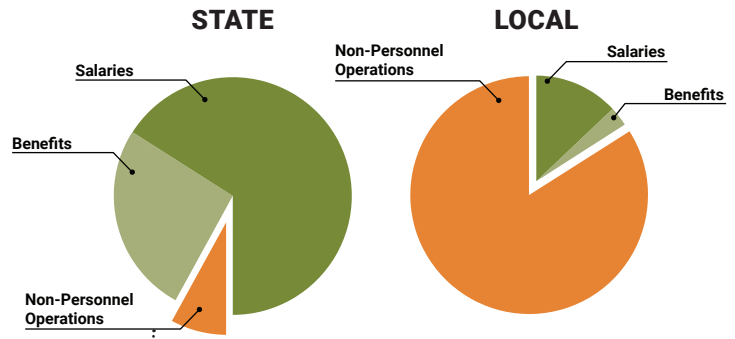


# School System Spending

## How did your school system spend state & local dollars?<sup>1</sup>

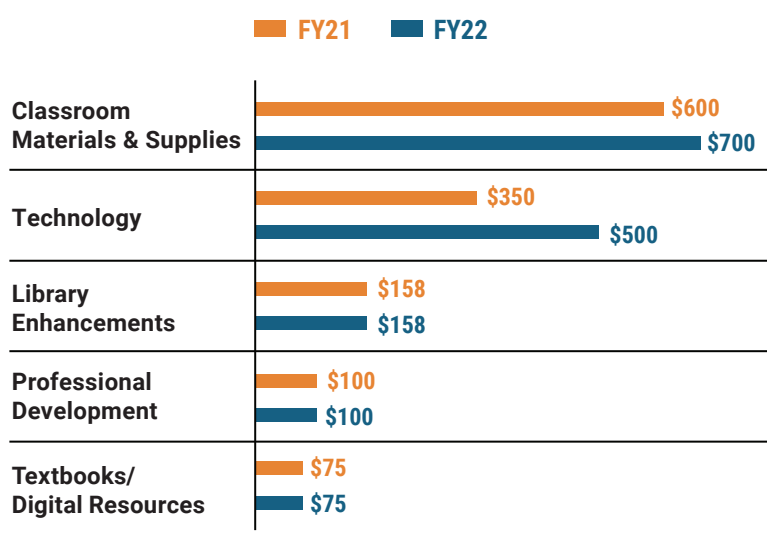
	STATE SPENDING <sup>2,3</sup>	LOCAL SPENDING <sup>2</sup>
Salaries	\$13,909,545	\$718,613
Benefits	\$5,530,955	\$174,931
Non-Personnel Operations	\$1,602,145	\$4,552,602
<b>TOTAL</b>	<b>\$21,042,646</b>	<b>\$5,446,146</b>

<sup>1</sup> Revenues and expenditures may contain nominal variances due to rounding  
<sup>2</sup> Does not include debt service or capital outlay  
<sup>3</sup> Includes 10-mill match  
<sup>4</sup> Such as utilities, operations & maintenance, etc.

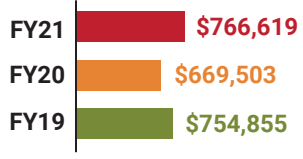


**Only 8% of state funding is available for non-personnel expenditures<sup>4</sup>**

# Instructional Support



# Educational Advancement & Technology Fund<sup>5</sup>



<sup>5</sup> These one-time supplemental funds may be used for repairs and deferred maintenance, classroom instructional supplies, insurance for facilities, transportation, technology and school safety measures.

# System Debt

<b>TOTAL DEBT<sup>6</sup></b>	<b>DEBT PER STUDENT</b>
<b>\$39,027,953</b>	<b>\$14,045</b>

<sup>6</sup> The debt totals in system audit reports may differ due to audit adjustments.



**Sally Smith, J.D.**  
Executive Director

**Tracey A. Meyer**  
Governmental Relations Coordinator

43 South Jackson Street  
Montgomery, Alabama 36104

1-800-562-0601 | [AlabamaSchoolBoards.org](http://AlabamaSchoolBoards.org)

@AlaSchoolBoards Facebook.com/AlabamaSchoolBoards