



TALLADEGA COUNTY

SCHOOL SYSTEM SNAPSHOT: 2022 EDITION*

P.O. Box 887 | Talladega, AL 35160 | (256) 315-5104

Superintendent

Dr. Suzanne Lacey

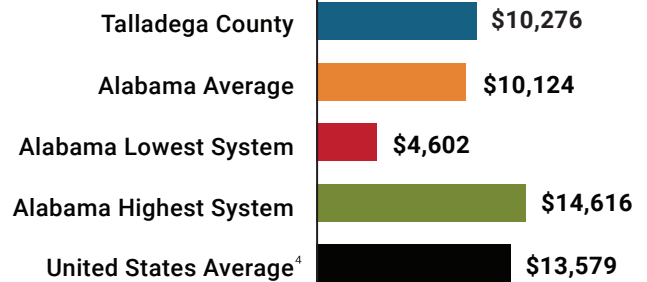
Board Members

Sandra Tuck, Kathy Landers, Mike Turner, John R. Ponder, Susan Shaw

\$5,794,460
Cost of One Month's
Operation/General Fund

1.28
Number of Months
Reserve Balance

Total Per-Pupil Expenditures (PPE)

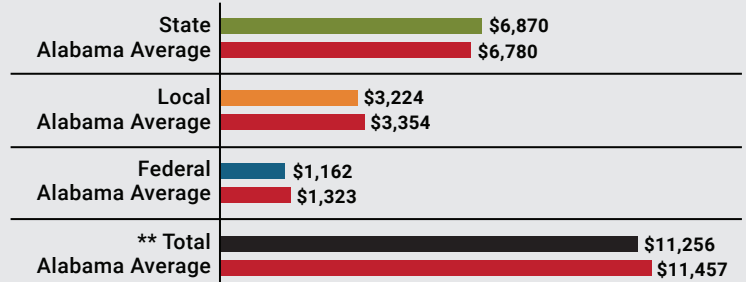


By the Numbers

	Schools ¹	17
	Students/ADM ²	7,126
	Free & Reduced Lunch.....	71%
	Community Eligibility Program.....	41%
	Number of Route Buses ³	112
	Buses 10 yrs. old or less.....	99%
	Students Bused.....	4,393
	Full-Time Employees.....	946
	Teachers.....	427
	Principals/ Assistant Principals.....	33
	Counselors.....	18
	Librarians.....	16
	Other Certified Employees.....	40
	Support Personnel.....	412

Per-Pupil Revenue Sources

Talladega County Revenue Sources



90

STATE
RANK

44

LOCAL
RANK

95

FEDERAL
RANK

OVERALL SYSTEM RANK 77

** Total Revenue Among 138 School Systems

* THIS REPORT INCLUDES FISCAL YEAR 2020 DATA

¹ Schools with enrollment, including Alternative and Career Technical Education

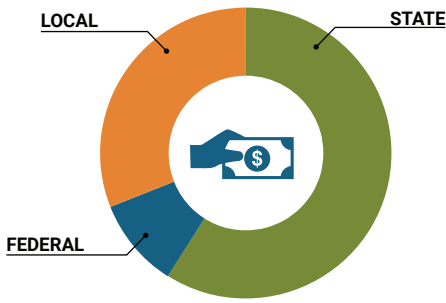
² Average Daily Membership (includes virtual students)

³ Data collected in FY20 and used for FY21 funding

⁴ 2020-2021 NEA Rankings of the States

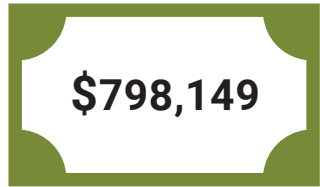
School System Revenue

How was your school system funded?¹



\$48,952,886	STATE	59%
\$8,278,803	FEDERAL	10%
\$25,353,903	LOCAL	31%
— \$7,981,490	Local 10-Mill Match	
\$17,372,413	AVAILABLE LOCAL REVENUE	

VALUE OF 1-MILL For Your School System

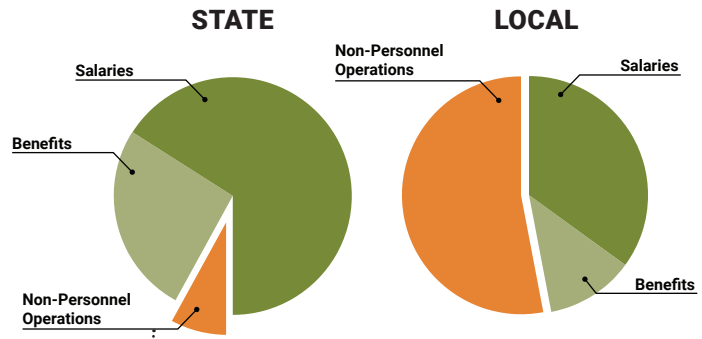


School System Spending

How did your school system spend state & local dollars?¹

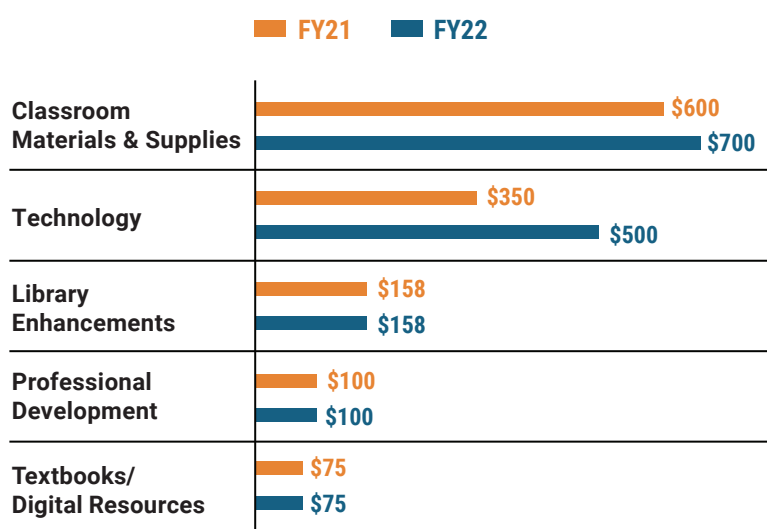
	STATE SPENDING ^{2,3}	LOCAL SPENDING ²
Salaries	\$33,406,223	\$4,033,037
Benefits	\$13,410,334	\$1,335,286
Non-Personnel Operations	\$4,191,635	\$6,163,487
TOTAL	\$51,008,192	\$11,531,810

¹ Revenues and expenditures may contain nominal variances due to rounding
² Does not include debt service or capital outlay
³ Includes 10-mill match
⁴ Such as utilities, operations & maintenance, etc.



Only 8% of state funding is available for non-personnel expenditures⁴

Instructional Support



Educational Advancement & Technology Fund⁵



⁵ These one-time supplemental funds may be used for repairs and deferred maintenance, classroom instructional supplies, insurance for facilities, transportation, technology and school safety measures.

System Debt

TOTAL DEBT⁶	DEBT PER STUDENT
\$67,071,226	\$9,412

⁶ The debt totals in system audit reports may differ due to audit adjustments.



Sally Smith, J.D.
Executive Director

Tracey A. Meyer
Governmental Relations Coordinator

43 South Jackson Street
Montgomery, Alabama 36104

1-800-562-0601 | AlabamaSchoolBoards.org

@AlaSchoolBoards | [Facebook.com/AlabamaSchoolBoards](https://www.facebook.com/AlabamaSchoolBoards)