



MONTGOMERY COUNTY

SCHOOL SYSTEM SNAPSHOT: 2022 EDITION*


P.O. Box 1991 | Montgomery, AL 36102 | (334) 223-6710

Superintendent

Dr. Ann Roy Moore






Board Members

Dr. Brenda Deramus-Coleman, Claudia T. Mitchell, Jannah Bailey, Clare Weil, Arica Watkins-Smith, Dr. Lesa Keith, Cassandra Brown

 **\$17,987,363**
Cost of One Month's
Operation/General Fund

 **1.91**
Number of Months
Reserve Balance

By the Numbers

	Schools¹	49
	Students/ADM²	28,154
	Free & Reduced Lunch	56%
	Community Eligibility Program	62%
	Number of Route Buses³	208
	Buses 10 yrs. old or less.....	85%
	Students Bused.....	10,774
	Full-Time Employees	3,587
	Teachers.....	1,809
	Principals/ Assistant Principals.....	99
	Counselors.....	64
	Librarians.....	52
	Other Certified Employees.....	128
	Support Personnel.....	1,435

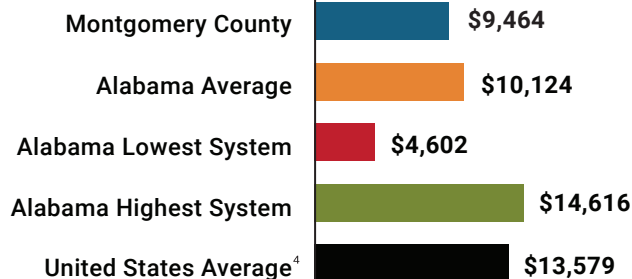
¹ Schools with enrollment, including Alternative and Career Technical Education

² Average Daily Membership (includes virtual students)

³ Data collected in FY20 and used for FY21 funding

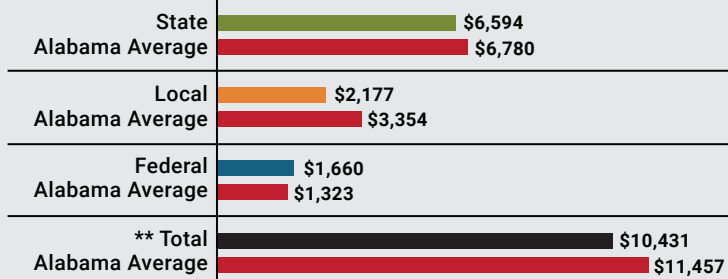
⁴ 2020-2021 NEA Rankings of the States

Total Per-Pupil Expenditures (PPE)



Per-Pupil Revenue Sources

Montgomery County Revenue Sources



111
STATE
RANK

95
LOCAL
RANK

40
FEDERAL
RANK

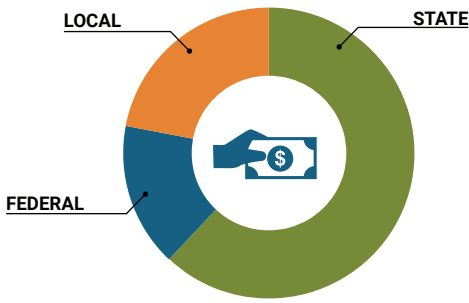
OVERALL SYSTEM RANK 114

** Total Revenue Among 138 School Systems

* THIS REPORT INCLUDES FISCAL YEAR 2020 DATA

School System Revenue

How was your school system funded?¹



\$185,650,180 STATE **63%**
\$46,739,971 FEDERAL **16%**
\$64,088,985 LOCAL **22%**
-\$27,870,680 Local 10-Mill Match
\$36,218,305 AVAILABLE LOCAL REVENUE

VALUE OF 1-MILL For Your School System

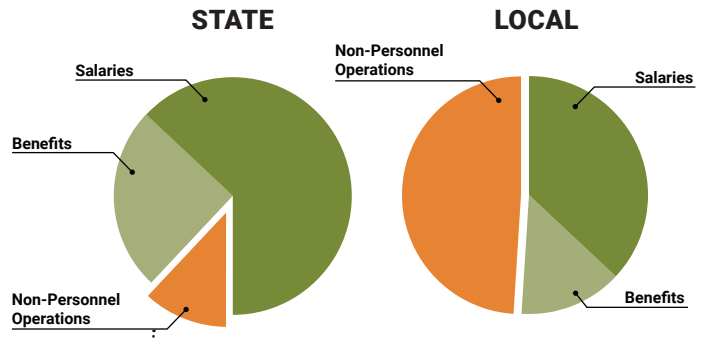
\$2,787,068

School System Spending

How did your school system spend state & local dollars?¹

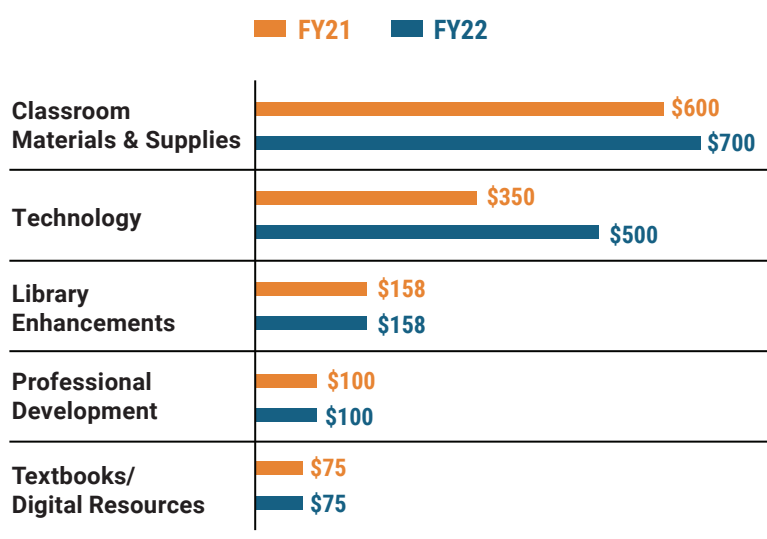
	STATE SPENDING ^{2,3}	LOCAL SPENDING ²
Salaries	\$126,960,896	\$8,667,090
Benefits	\$49,675,818	\$3,282,163
Non-Personnel Operations	\$24,312,869	\$11,621,324
TOTAL	\$200,949,583	\$23,570,577

¹ Revenues and expenditures may contain nominal variances due to rounding
² Does not include debt service or capital outlay
³ Includes 10-mill match
⁴ Such as utilities, operations & maintenance, etc.

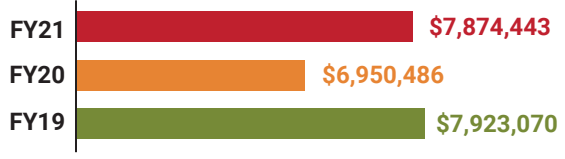


Only 12% of state funding is available for non-personnel expenditures⁴

Instructional Support



Educational Advancement & Technology Fund⁵



⁵ These one-time supplemental funds may be used for repairs and deferred maintenance, classroom instructional supplies, insurance for facilities, transportation, technology and school safety measures.

System Debt

TOTAL DEBT⁶ **DEBT PER STUDENT**
\$68,780,651 **\$2,443**

⁶ The debt totals in system audit reports may differ due to audit adjustments.



Sally Smith, J.D.
Executive Director
Tracey A. Meyer
Governmental Relations Coordinator

43 South Jackson Street
 Montgomery, Alabama 36104
 1-800-562-0601 | AlabamaSchoolBoards.org
 @AlaSchoolBoards Facebook.com/AlabamaSchoolBoards