



# MOBILE COUNTY

# SCHOOL SYSTEM SNAPSHOT: 2022 EDITION\*


P.O. Box 180069 | Mobile, AL 36618 | (251) 221-4387

**Superintendent**

Chresal Threadgill






**Board Members**

Dr. William C. Foster, Dr. Reginald Crenshaw, Don Stringfellow, L. Douglas Harwell, Sherry Dillihay-McDade

 **\$38,449,198**  
Cost of One Month's  
Operation/General Fund

 **1.03**  
Number of Months  
Reserve Balance

## By the Numbers

	<b>Schools<sup>1</sup></b> .....	<b>82</b>
	<b>Students/ADM<sup>2</sup></b> .....	<b>53,020</b>
	<b>Free &amp; Reduced Lunch</b> .....	<b>51%</b>
	<b>Community Eligibility Program</b> .....	<b>57%</b>
	<b>Number of Route Buses<sup>3</sup></b> .....	<b>629</b>
	Buses 10 yrs. old or less.....	<b>100%</b>
	Students Bused.....	<b>24,392</b>
	<b>Full-Time Employees</b> .....	<b>7,103</b>
	Teachers.....	<b>3,389</b>
	Principals/ Assistant Principals.....	<b>182</b>
	Counselors.....	<b>120</b>
	Librarians.....	<b>87</b>
	Other Certified Employees.....	<b>187</b>
	Support Personnel.....	<b>3,138</b>

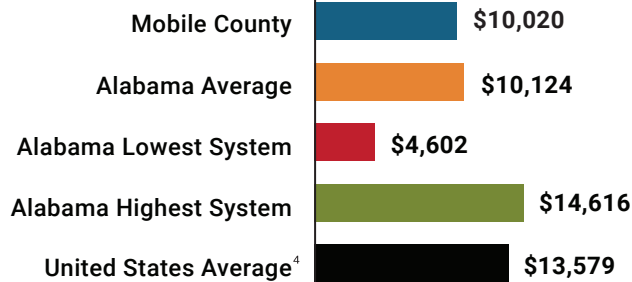
<sup>1</sup> Schools with enrollment, including Alternative and Career Technical Education

<sup>2</sup> Average Daily Membership (includes virtual students)

<sup>3</sup> Data collected in FY20 and used for FY21 funding

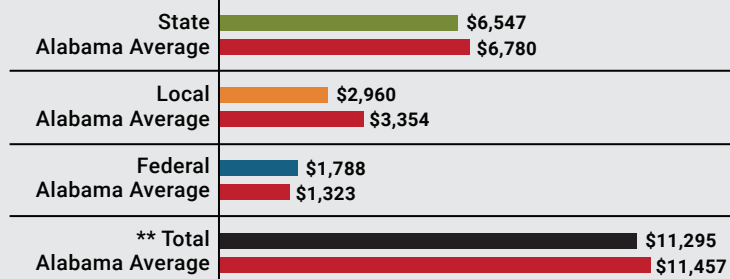
<sup>4</sup> 2020-2021 NEA Rankings of the States

## Total Per-Pupil Expenditures (PPE)



## Per-Pupil Revenue Sources

### Mobile County Revenue Sources



**115**  
STATE  
RANK

**53**  
LOCAL  
RANK

**30**  
FEDERAL  
RANK

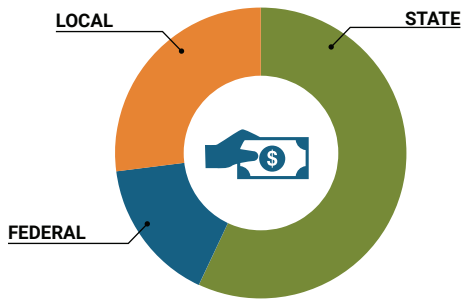
# OVERALL SYSTEM RANK 74

\*\* Total Revenue Among 138 School Systems

\* THIS REPORT INCLUDES FISCAL YEAR 2020 DATA

# School System Revenue

## How was your school system funded?<sup>1</sup>



<b>\$347,106,646</b>	STATE	<b>57%</b>
<b>\$97,794,213</b>	FEDERAL	<b>16%</b>
<b>\$166,874,640</b>	LOCAL	<b>27%</b>
<b>— \$51,514,670</b>	Local 10-Mill Match	
<b>\$115,359,970</b>	AVAILABLE LOCAL REVENUE	

### VALUE OF 1-MILL For Your School System

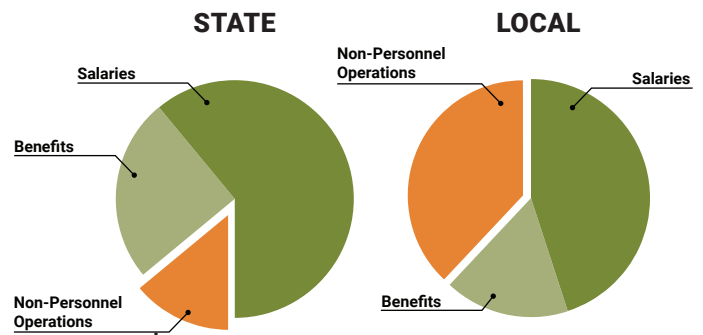
**\$5,151,467**

# School System Spending

## How did your school system spend state & local dollars?<sup>1</sup>

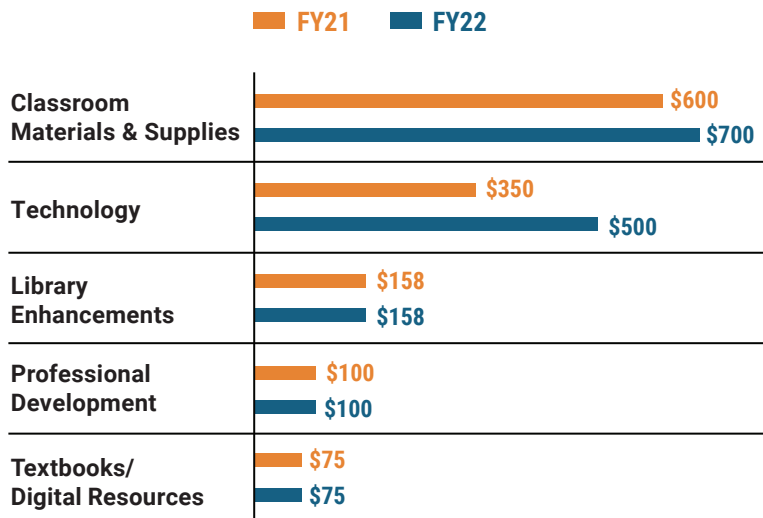
	STATE SPENDING <sup>2,3</sup>	LOCAL SPENDING <sup>2</sup>
Salaries	\$239,433,948	\$28,036,070
Benefits	\$96,409,590	\$10,772,293
Non-Personnel Operations	\$53,483,179	\$23,301,796
<b>TOTAL</b>	<b>\$389,326,717</b>	<b>\$62,110,160</b>

<sup>1</sup> Revenues and expenditures may contain nominal variances due to rounding  
<sup>2</sup> Does not include debt service or capital outlay  
<sup>3</sup> Includes 10-mill match  
<sup>4</sup> Such as utilities, operations & maintenance, etc.



**Only 14% of state funding is available for non-personnel expenditures<sup>4</sup>**

# Instructional Support



# Educational Advancement & Technology Fund<sup>5</sup>



<sup>5</sup> These one-time supplemental funds may be used for repairs and deferred maintenance, classroom instructional supplies, insurance for facilities, transportation, technology and school safety measures.

# System Debt

<b>TOTAL DEBT<sup>6</sup></b>	<b>DEBT PER STUDENT</b>
<b>\$291,700,885</b>	<b>\$5,502</b>

<sup>6</sup> The debt totals in system audit reports may differ due to audit adjustments.



ALABAMA ASSOCIATION OF SCHOOL BOARDS

Sally Smith, J.D.  
Executive Director

Tracey A. Meyer  
Governmental Relations Coordinator

43 South Jackson Street  
Montgomery, Alabama 36104

1-800-562-0601 | AlabamaSchoolBoards.org

@AlaSchoolBoards Facebook.com/AlabamaSchoolBoards