



MARSHALL COUNTY

SCHOOL SYSTEM SNAPSHOT: 2022 EDITION*

12380 Highway 431 S. | Guntersville, AL 35976 | (256) 582-3171


Superintendent

Dr. Cindy Wigley






Board Members

Tony R. Simmons, Mark Rains, Brian Naugher, Joe Bunch, Bill Hancock

 **\$4,115,278**
Cost of One Month's
Operation/General Fund

 **0.87**
Number of Months
Reserve Balance

By the Numbers

	Schools ¹	14
	Students/ADM ²	5,547
	Free & Reduced Lunch.....	61%
	Community Eligibility Program.....	45%
	Number of Route Buses ³	81
	Buses 10 yrs. old or less.....	94%
	Students Bused.....	3,703
	Full-Time Employees.....	743
	Teachers.....	336
	Principals/ Assistant Principals.....	20
	Counselors.....	14
	Librarians.....	12
	Other Certified Employees.....	21
	Support Personnel.....	340

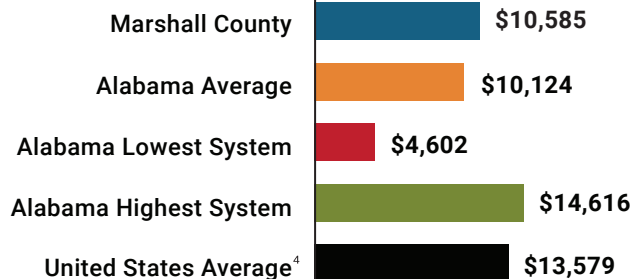
¹ Schools with enrollment, including Alternative and Career Technical Education

² Average Daily Membership (includes virtual students)

³ Data collected in FY20 and used for FY21 funding

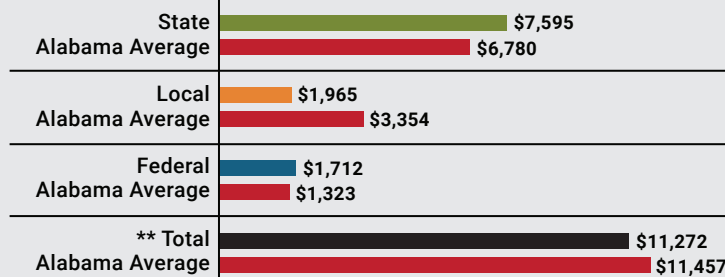
⁴ 2020-2021 NEA Rankings of the States

Total Per-Pupil Expenditures (PPE)



Per-Pupil Revenue Sources

Marshall County Revenue Sources



29
STATE
RANK

108
LOCAL
RANK

37
FEDERAL
RANK

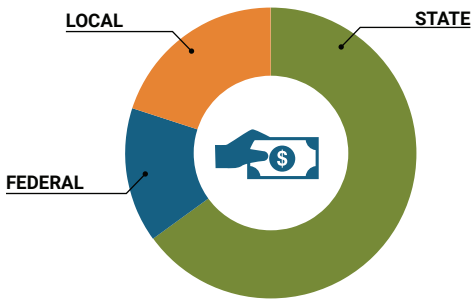
OVERALL SYSTEM RANK 75

** Total Revenue Among 138 School Systems

* THIS REPORT INCLUDES FISCAL YEAR 2020 DATA

School System Revenue

How was your school system funded?¹



\$42,130,915	STATE	65%
\$9,495,064	FEDERAL	15%
\$12,716,762	LOCAL	20%
— \$1,754,650	Local 10-Mill Match	
\$10,962,112	AVAILABLE LOCAL REVENUE	

VALUE OF 1-MILL
For Your School System

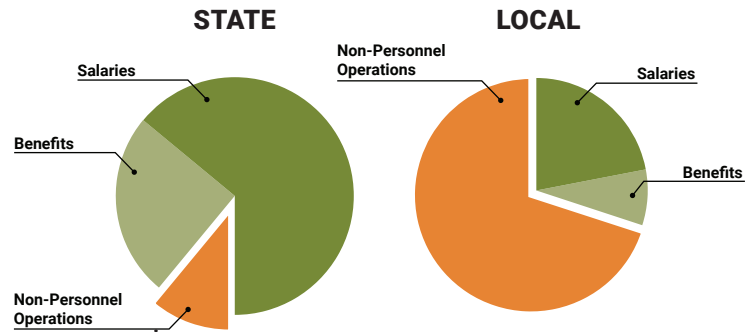
\$175,465

School System Spending

How did your school system spend state & local dollars?¹

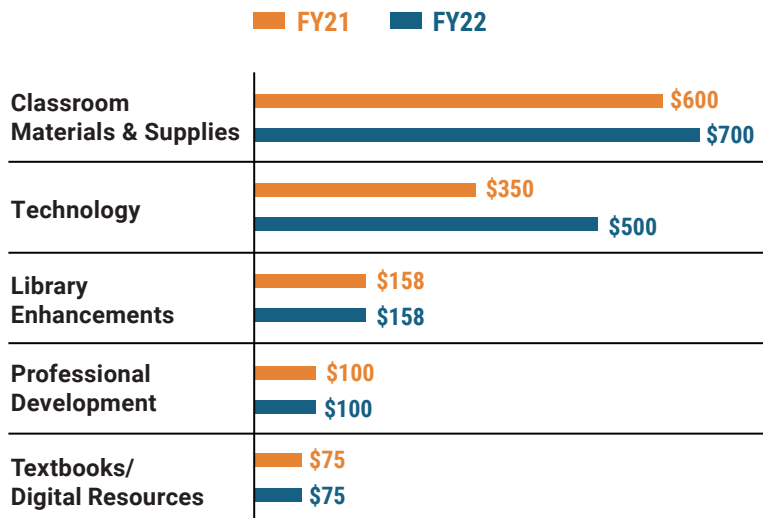
	STATE SPENDING ^{2,3}	LOCAL SPENDING ²
Salaries	\$28,399,101	\$1,326,914
Benefits	\$11,140,841	\$461,893
Non-Personnel Operations	\$4,683,258	\$4,133,141
TOTAL	\$44,223,200	\$5,921,948

¹ Revenues and expenditures may contain nominal variances due to rounding
² Does not include debt service or capital outlay
³ Includes 10-mill match
⁴ Such as utilities, operations & maintenance, etc.



Only 11% of state funding is available for non-personnel expenditures⁴

Instructional Support



Educational Advancement & Technology Fund⁵



⁵ These one-time supplemental funds may be used for repairs and deferred maintenance, classroom instructional supplies, insurance for facilities, transportation, technology and school safety measures.

System Debt

TOTAL DEBT⁶	DEBT PER STUDENT
\$18,296,145	\$3,298

⁶ The debt totals in system audit reports may differ due to audit adjustments.



ALABAMA
ASSOCIATION OF
SCHOOL BOARDS

Sally Smith, J.D.
Executive Director

Tracey A. Meyer
Governmental Relations Coordinator

43 South Jackson Street
Montgomery, Alabama 36104

1-800-562-0601 | AlabamaSchoolBoards.org

[@AlaSchoolBoards](https://twitter.com/AlaSchoolBoards) [f Facebook.com/AlabamaSchoolBoards](https://facebook.com/AlabamaSchoolBoards)