



# MADISON COUNTY

## SCHOOL SYSTEM SNAPSHOT: 2022 EDITION\*

P.O. Box 226 | Huntsville, AL 35804 | (256) 852-2557


Superintendent

Allen Perkins






Board Members

Brian Brooks, Shere Rucker, David Weis, Nathan Curry, Angie Bates

 **\$14,278,065**  
Cost of One Month's  
Operation/General Fund

 **2.19**  
Number of Months  
Reserve Balance

### By the Numbers

	Schools <sup>1</sup> .....	29
	Students/ADM <sup>2</sup> .....	18,885
	Free & Reduced Lunch.....	35%
	Community Eligibility Program.....	25%
	Number of Route Buses <sup>3</sup> .....	222
	Buses 10 yrs. old or less.....	56%
	Students Bused.....	10,491
	Full-Time Employees.....	2,318
	Teachers.....	1,120
	Principals/ Assistant Principals.....	81
	Counselors.....	44
	Librarians.....	30
	Other Certified Employees.....	63
	Support Personnel.....	980

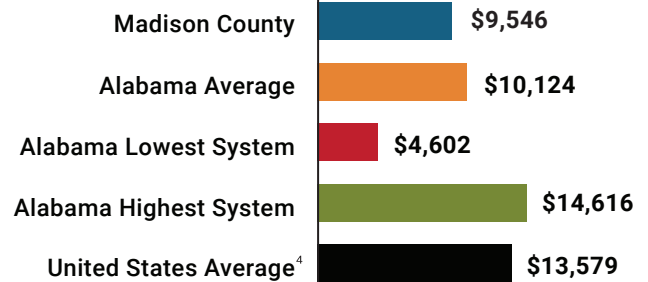
<sup>1</sup> Schools with enrollment, including Alternative and Career Technical Education

<sup>2</sup> Average Daily Membership (includes virtual students)

<sup>3</sup> Data collected in FY20 and used for FY21 funding

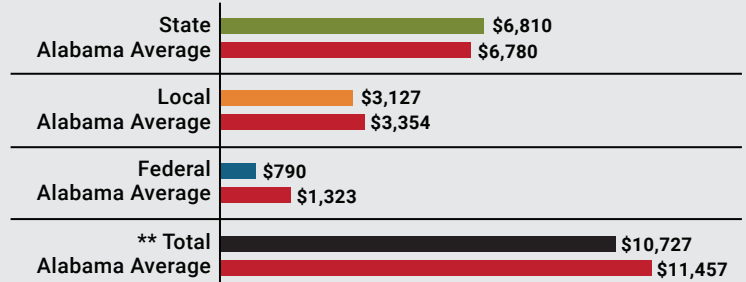
<sup>4</sup> 2020-2021 NEA Rankings of the States

### Total Per-Pupil Expenditures (PPE)



### Per-Pupil Revenue Sources

#### Madison County Revenue Sources



**96**  
STATE  
RANK

**48**  
LOCAL  
RANK

**127**  
FEDERAL  
RANK

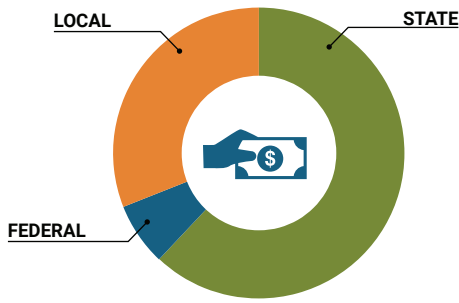
## OVERALL SYSTEM RANK 101

\*\* Total Revenue Among 138 School Systems

\* THIS REPORT INCLUDES FISCAL YEAR 2020 DATA

# School System Revenue

## How was your school system funded?<sup>1</sup>



\$128,606,296	STATE	62%
\$14,921,286	FEDERAL	7%
\$65,442,291	LOCAL	31%
— \$10,976,910	Local 10-Mill Match	
<b>\$54,465,381</b>	<b>AVAILABLE LOCAL REVENUE</b>	

### VALUE OF 1-MILL For Your School System

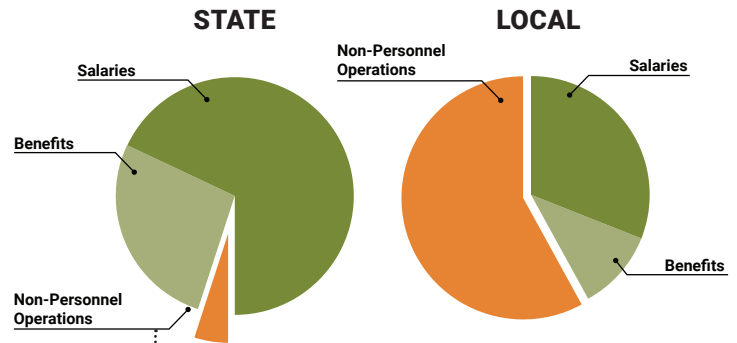
**\$1,097,961**

# School System Spending

## How did your school system spend state & local dollars?<sup>1</sup>

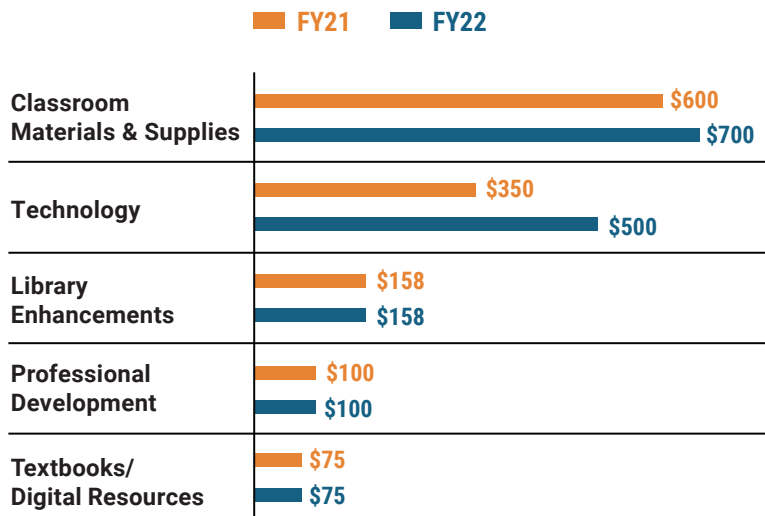
	STATE SPENDING <sup>2,3</sup>	LOCAL SPENDING <sup>2</sup>
Salaries	\$89,772,563	\$10,397,430
Benefits	\$34,695,208	\$3,586,596
Non-Personnel Operations	\$5,874,752	\$19,250,948
<b>TOTAL</b>	<b>\$130,342,524</b>	<b>\$33,234,975</b>

<sup>1</sup> Revenues and expenditures may contain nominal variances due to rounding  
<sup>2</sup> Does not include debt service or capital outlay  
<sup>3</sup> Includes 10-mill match  
<sup>4</sup> Such as utilities, operations & maintenance, etc.



**Only 5% of state funding is available for non-personnel expenditures<sup>4</sup>**

# Instructional Support



# Educational Advancement & Technology Fund<sup>5</sup>



<sup>5</sup> These one-time supplemental funds may be used for repairs and deferred maintenance, classroom instructional supplies, insurance for facilities, transportation, technology and school safety measures.

# System Debt

<b>TOTAL DEBT<sup>6</sup></b>	<b>DEBT PER STUDENT</b>
<b>\$165,655,303</b>	<b>\$8,772</b>

<sup>6</sup> The debt totals in system audit reports may differ due to audit adjustments.



ALABAMA ASSOCIATION OF SCHOOL BOARDS

Sally Smith, J.D.  
Executive Director

Tracey A. Meyer  
Governmental Relations Coordinator

43 South Jackson Street  
Montgomery, Alabama 36104

1-800-562-0601 | AlabamaSchoolBoards.org

@AlaSchoolBoards Facebook.com/AlabamaSchoolBoards