



# LEE COUNTY

## SCHOOL SYSTEM SNAPSHOT: 2022 EDITION\*

2410 Society Hill Road | Opelika, AL 36804 | (334) 705-6000


**Superintendent**

Dr. James McCoy






**Board Members**

Larry Boswell, George Spence, Rev. Larry Patterson, Roger Keel, Mark Tomlin, Ralph H. Henderson, Brian Roberson

 **\$7,310,534**  
Cost of One Month's  
Operation/General Fund

 **3.00**  
Number of Months  
Reserve Balance

### By the Numbers

	<b>Schools<sup>1</sup></b> .....	<b>14</b>
	<b>Students/ADM<sup>2</sup></b> .....	<b>9,259</b>
	<b>Free &amp; Reduced Lunch</b> .....	<b>52%</b>
	<b>Community Eligibility Program</b> .....	<b>36%</b>
	<b>Number of Route Buses<sup>3</sup></b> .....	<b>140</b>
	Buses 10 yrs. old or less.....	<b>59%</b>
	Students Bused.....	<b>5,188</b>
	<b>Full-Time Employees</b> .....	<b>1,229</b>
	Teachers.....	<b>615</b>
	Principals/ Assistant Principals.....	<b>32</b>
	Counselors.....	<b>18</b>
	Librarians.....	<b>15</b>
	Other Certified Employees.....	<b>28</b>
	Support Personnel.....	<b>521</b>

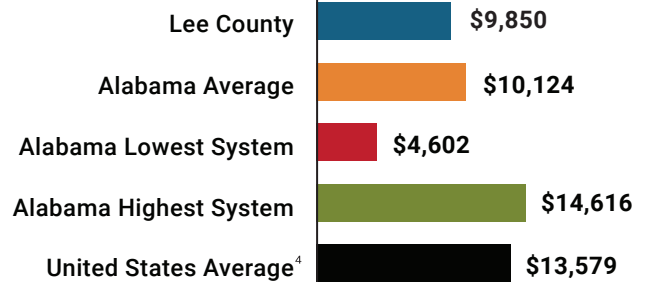
<sup>1</sup> Schools with enrollment, including Alternative and Career Technical Education

<sup>2</sup> Average Daily Membership (includes virtual students)

<sup>3</sup> Data collected in FY20 and used for FY21 funding

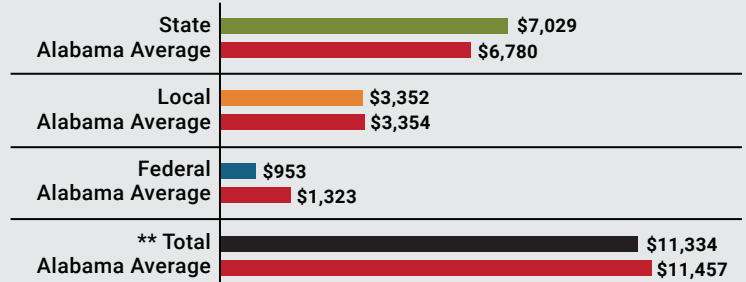
<sup>4</sup> 2020-2021 NEA Rankings of the States

### Total Per-Pupil Expenditures (PPE)



### Per-Pupil Revenue Sources

#### Lee County Revenue Sources



**80**

STATE  
RANK

**40**

LOCAL  
RANK

**114**

FEDERAL  
RANK

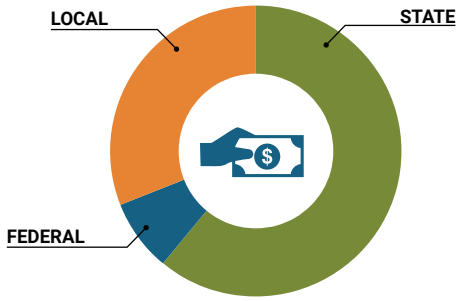
## OVERALL SYSTEM RANK 71

\*\* Total Revenue Among 138 School Systems

\* THIS REPORT INCLUDES FISCAL YEAR 2020 DATA

# School System Revenue

## How was your school system funded?<sup>1</sup>



\$65,082,420	STATE	61%
\$8,827,962	FEDERAL	8%
\$33,526,076	LOCAL	31%
— \$5,878,170	Local 10-Mill Match	
<b>\$27,647,906</b>	<b>AVAILABLE LOCAL REVENUE</b>	

### VALUE OF 1-MILL For Your School System

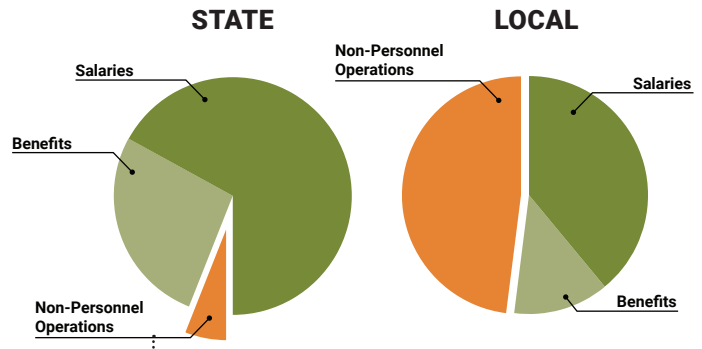


# School System Spending

## How did your school system spend state & local dollars?<sup>1</sup>

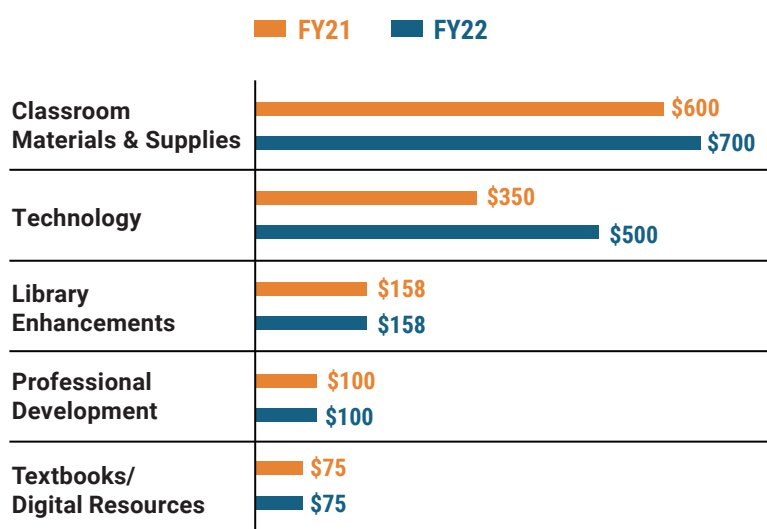
	STATE SPENDING <sup>2,3</sup>	LOCAL SPENDING <sup>2</sup>
Salaries	\$43,941,375	\$6,436,621
Benefits	\$18,045,022	\$2,217,943
Non-Personnel Operations	\$4,072,591	\$8,098,364
<b>TOTAL</b>	<b>\$66,058,988</b>	<b>\$16,752,928</b>

<sup>1</sup> Revenues and expenditures may contain nominal variances due to rounding  
<sup>2</sup> Does not include debt service or capital outlay  
<sup>3</sup> Includes 10-mill match  
<sup>4</sup> Such as utilities, operations & maintenance, etc.



**Only 6% of state funding is available for non-personnel expenditures<sup>4</sup>**

# Instructional Support



# Educational Advancement & Technology Fund<sup>5</sup>



<sup>5</sup> These one-time supplemental funds may be used for repairs and deferred maintenance, classroom instructional supplies, insurance for facilities, transportation, technology and school safety measures.

# System Debt

<b>TOTAL DEBT<sup>6</sup></b>	<b>DEBT PER STUDENT</b>
<b>\$64,168,033</b>	<b>\$6,930</b>

<sup>6</sup> The debt totals in system audit reports may differ due to audit adjustments.



**Sally Smith, J.D.**  
Executive Director

**Tracey A. Meyer**  
Governmental Relations Coordinator

43 South Jackson Street  
Montgomery, Alabama 36104

1-800-562-0601 | [AlabamaSchoolBoards.org](http://AlabamaSchoolBoards.org)

@AlaSchoolBoards | [Facebook.com/AlabamaSchoolBoards](https://www.facebook.com/AlabamaSchoolBoards)