



LAWRENCE COUNTY

SCHOOL SYSTEM SNAPSHOT: 2022 EDITION*


14131 Market Street | Moulton, AL 35650 | (256) 905-2400

Superintendent

Jon Bret Smith






Board Members

Reta Waldrep, Shanon Terry, Christine Garner, Sabrina Barkley, Gary Bradford

 **\$3,499,280**
Cost of One Month's
Operation/General Fund

 **2.53**
Number of Months
Reserve Balance

By the Numbers

	Schools ¹	13
	Students/ADM ²	4,552
	Free & Reduced Lunch.....	49%
	Community Eligibility Program.....	44%
	Number of Route Buses ³	82
	Buses 10 yrs. old or less.....	95%
	Students Bused.....	2,451
	Full-Time Employees.....	618
	Teachers.....	297
	Principals/ Assistant Principals.....	21
	Counselors.....	12
	Librarians.....	10
	Other Certified Employees.....	9
	Support Personnel.....	269

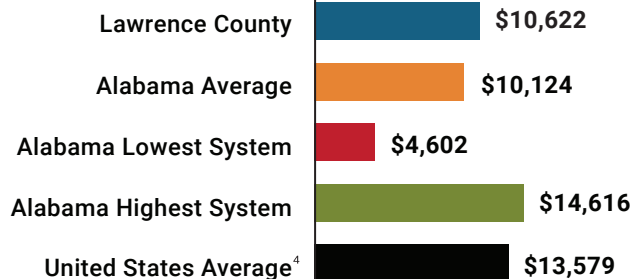
¹ Schools with enrollment, including Alternative and Career Technical Education

² Average Daily Membership (includes virtual students)

³ Data collected in FY20 and used for FY21 funding

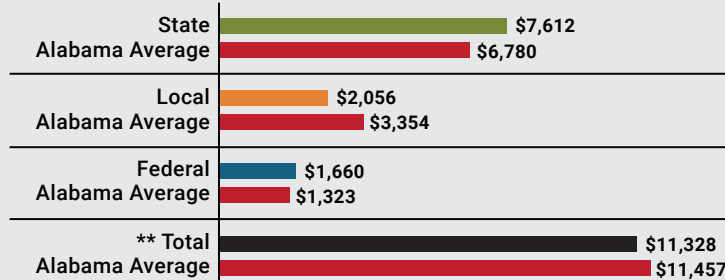
⁴ 2020-2021 NEA Rankings of the States

Total Per-Pupil Expenditures (PPE)



Per-Pupil Revenue Sources

Lawrence County Revenue Sources



26
STATE
RANK

102
LOCAL
RANK

41
FEDERAL
RANK

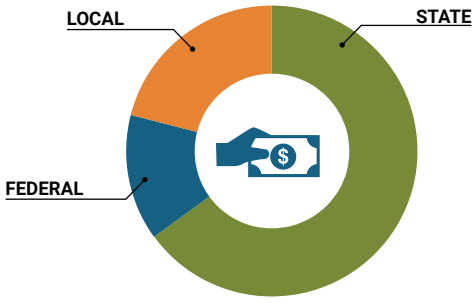
OVERALL SYSTEM RANK 72

** Total Revenue Among 138 School Systems

* THIS REPORT INCLUDES FISCAL YEAR 2020 DATA

School System Revenue

How was your school system funded?¹



\$34,650,102	STATE	65%
\$7,555,226	FEDERAL	14%
\$11,380,042	LOCAL	21%
— \$2,664,540	Local 10-Mill Match	
\$8,715,502	AVAILABLE LOCAL REVENUE	

VALUE OF 1-MILL For Your School System

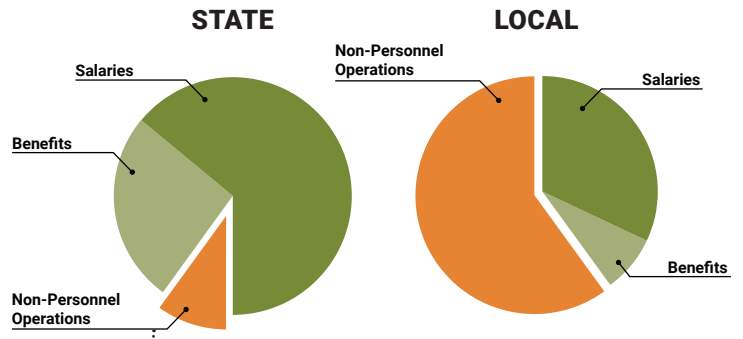


School System Spending

How did your school system spend state & local dollars?¹

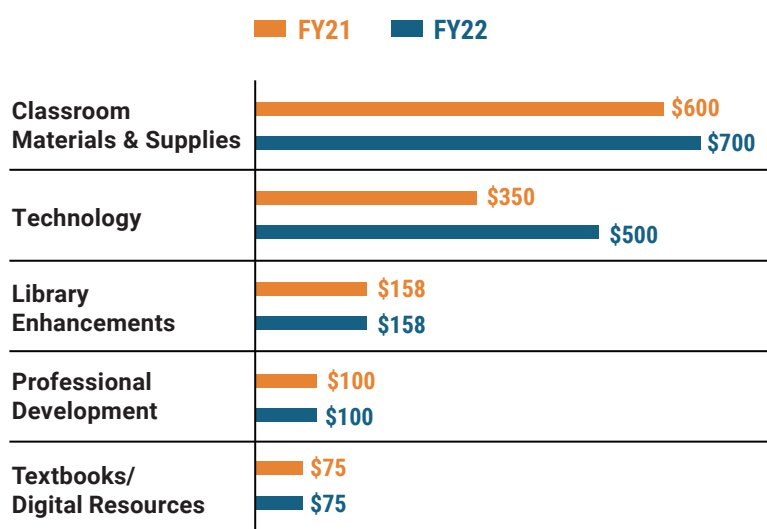
	STATE SPENDING ^{2,3}	LOCAL SPENDING ²
Salaries	\$22,392,814	\$1,953,262
Benefits	\$9,127,823	\$527,747
Non-Personnel Operations	\$3,422,936	\$3,780,280
TOTAL	\$34,943,573	\$6,261,289

¹ Revenues and expenditures may contain nominal variances due to rounding
² Does not include debt service or capital outlay
³ Includes 10-mill match
⁴ Such as utilities, operations & maintenance, etc.

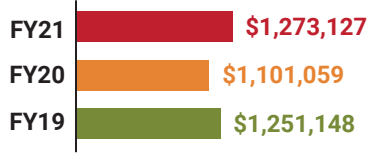


Only 10% of state funding is available for non-personnel expenditures⁴

Instructional Support



Educational Advancement & Technology Fund⁵



⁵ These one-time supplemental funds may be used for repairs and deferred maintenance, classroom instructional supplies, insurance for facilities, transportation, technology and school safety measures.

System Debt

TOTAL DEBT⁶	DEBT PER STUDENT
\$24,636,876	\$5,412

⁶ The debt totals in system audit reports may differ due to audit adjustments.



Sally Smith, J.D.
Executive Director

Tracey A. Meyer
Governmental Relations Coordinator

43 South Jackson Street
Montgomery, Alabama 36104

1-800-562-0601 | AlabamaSchoolBoards.org

@AlaSchoolBoards | [Facebook.com/AlabamaSchoolBoards](https://www.facebook.com/AlabamaSchoolBoards)