



HALE COUNTY

SCHOOL SYSTEM SNAPSHOT: 2022 EDITION*

1115 Powers Street | Greensboro, AL 36744 | (334) 624-8836


Superintendent

Michael Ryans






Board Members

Chris Carter, Verlander Jones, Shalanda Wiggins, Brandi Lester, Larry Woods

 **\$1,700,408**
Cost of One Month's
Operation/General Fund

 **2.76**
Number of Months
Reserve Balance

By the Numbers

	Schools ¹	7
	Students/ADM ²	2,326
	Free & Reduced Lunch.....	71%
	Community Eligibility Program.....	56%
	Number of Route Buses ³	31
	Buses 10 yrs. old or less.....	61%
	Students Bused.....	1,884
	Full-Time Employees.....	313
	Teachers.....	146
	Principals/ Assistant Principals.....	13
	Counselors.....	7
	Librarians.....	6
	Other Certified Employees.....	17
	Support Personnel.....	124

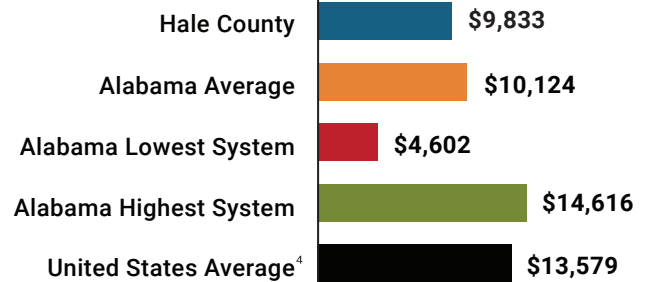
¹ Schools with enrollment, including Alternative and Career Technical Education

² Average Daily Membership (includes virtual students)

³ Data collected in FY20 and used for FY21 funding

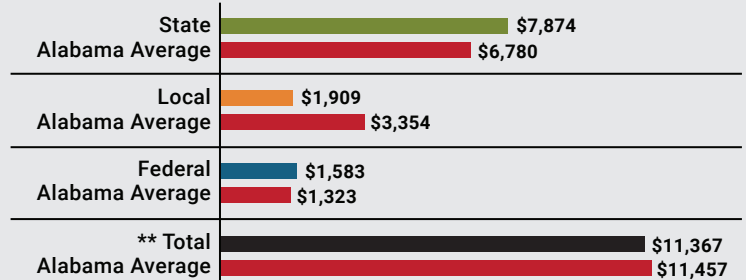
⁴ 2020-2021 NEA Rankings of the States

Total Per-Pupil Expenditures (PPE)



Per-Pupil Revenue Sources

Hale County Revenue Sources



15
STATE
RANK

112
LOCAL
RANK

50
FEDERAL
RANK

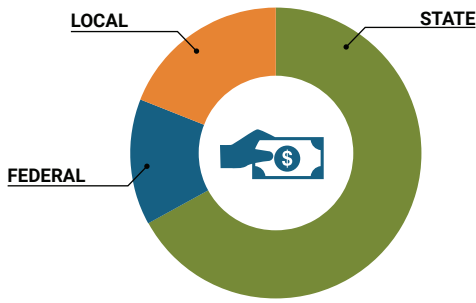
OVERALL SYSTEM RANK 69

** Total Revenue Among 138 School Systems

* THIS REPORT INCLUDES FISCAL YEAR 2020 DATA

School System Revenue

How was your school system funded?¹



\$18,314,992	STATE	67%
\$3,682,289	FEDERAL	14%
\$5,243,912	LOCAL	19%
\$1,412,910	Local 10-Mill Match	
\$3,831,002	AVAILABLE LOCAL REVENUE	

VALUE OF 1-MILL For Your School System

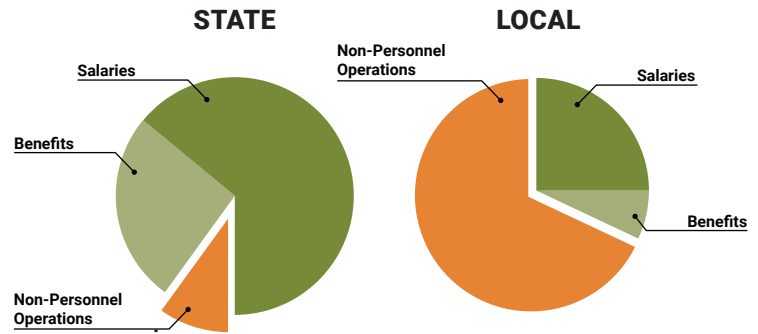
\$141,291

School System Spending

How did your school system spend state & local dollars?¹

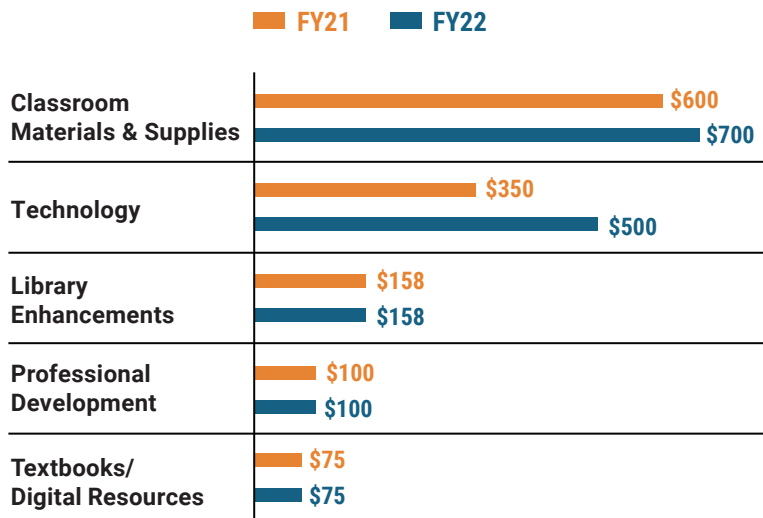
	STATE SPENDING ^{2,3}	LOCAL SPENDING ²
Salaries	\$11,570,658	\$419,908
Benefits	\$4,670,232	\$112,495
Non-Personnel Operations	\$1,899,697	\$1,142,538
TOTAL	\$18,140,587	\$1,674,941

¹ Revenues and expenditures may contain nominal variances due to rounding
² Does not include debt service or capital outlay
³ Includes 10-mill match
⁴ Such as utilities, operations & maintenance, etc.



Only 10% of state funding is available for non-personnel expenditures⁴

Instructional Support



Educational Advancement & Technology Fund⁵

FY21	\$650,632
FY20	\$576,943
FY19	\$665,778

⁵ These one-time supplemental funds may be used for repairs and deferred maintenance, classroom instructional supplies, insurance for facilities, transportation, technology and school safety measures.

System Debt

TOTAL DEBT⁶	DEBT PER STUDENT
\$13,986,118	\$6,013

⁶ The debt totals in system audit reports may differ due to audit adjustments.



ALABAMA ASSOCIATION OF SCHOOL BOARDS

Sally Smith, J.D.
Executive Director

Tracey A. Meyer
Governmental Relations Coordinator

43 South Jackson Street
Montgomery, Alabama 36104

1-800-562-0601 | AlabamaSchoolBoards.org

@AlaSchoolBoards Facebook.com/AlabamaSchoolBoards