



FAYETTE COUNTY

SCHOOL SYSTEM SNAPSHOT: 2022 EDITION*

P.O. Box 686 | Fayette, AL 35555 | (205) 932-4611

Superintendent

Jim Burkhalter






Board Members

John A. Stowe, Keith Madison, Tom Hubbert, Brenda Webb, Julie Stough, John Aaron

 **\$1,601,522**
Cost of One Month's
Operation/General Fund

 **1.98**
Number of Months
Reserve Balance

By the Numbers

	Schools¹	6
	Students/ADM²	2,196
	Free & Reduced Lunch	63%
	Community Eligibility Program	41%
	Number of Route Buses³	31
	Buses 10 yrs. old or less.....	100%
	Students Bused.....	1,041
	Full-Time Employees	304
	Teachers.....	144
	Principals/ Assistant Principals.....	9
	Counselors.....	6
	Librarians.....	6
	Other Certified Employees.....	9
	Support Personnel.....	130

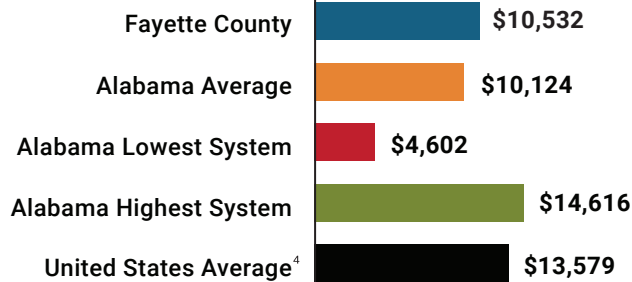
¹ Schools with enrollment, including Alternative and Career Technical Education

² Average Daily Membership (includes virtual students)

³ Data collected in FY20 and used for FY21 funding

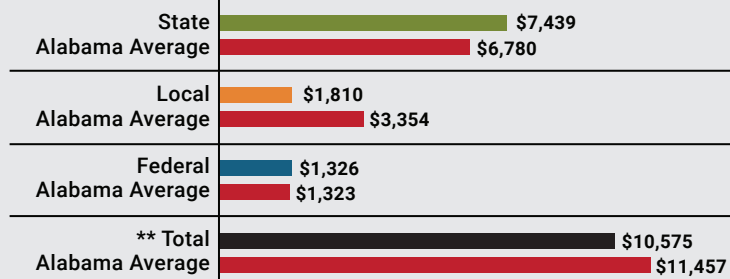
⁴ 2020-2021 NEA Rankings of the States

Total Per-Pupil Expenditures (PPE)



Per-Pupil Revenue Sources

Fayette County Revenue Sources



41
STATE
RANK

118
LOCAL
RANK

74
FEDERAL
RANK

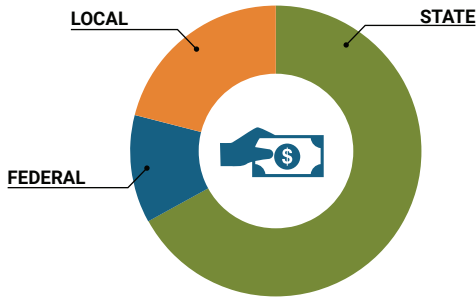
OVERALL SYSTEM RANK 105

** Total Revenue Among 138 School Systems

* THIS REPORT INCLUDES FISCAL YEAR 2020 DATA

School System Revenue

How was your school system funded?¹



\$16,336,683	STATE	67%
\$2,911,529	FEDERAL	12%
\$5,219,593	LOCAL	21%
\$1,390,910	Local 10-Mill Match	
\$3,828,683	AVAILABLE LOCAL REVENUE	

VALUE OF 1-MILL For Your School System

\$139,091

School System Spending

How did your school system spend state & local dollars?¹

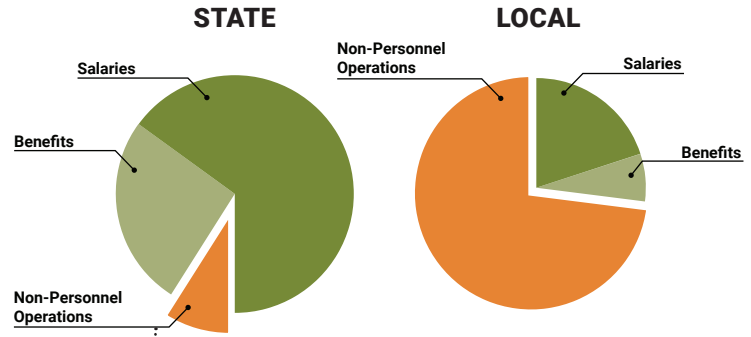
	STATE SPENDING ^{2,3}	LOCAL SPENDING ²
Salaries	\$10,767,324	\$683,945
Benefits	\$4,259,107	\$239,060
Non-Personnel Operations	\$1,543,995	\$2,460,110
TOTAL	\$16,570,426	\$3,383,116

¹ Revenues and expenditures may contain nominal variances due to rounding

² Does not include debt service or capital outlay

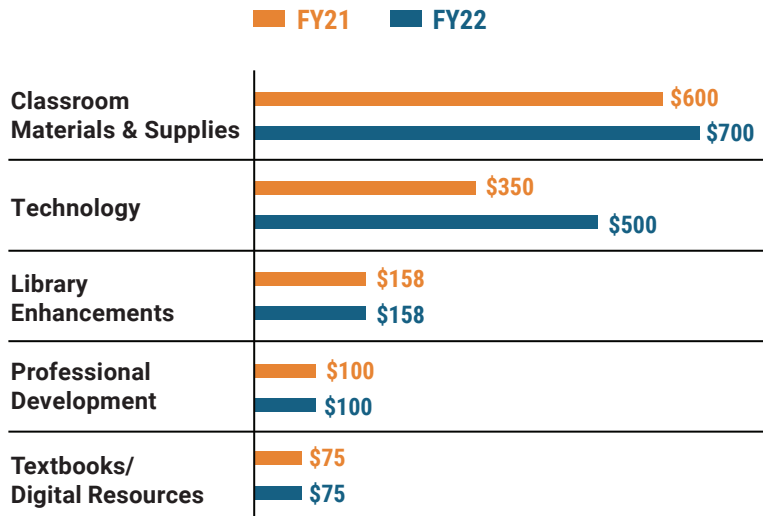
³ Includes 10-mill match

⁴ Such as utilities, operations & maintenance, etc.



Only 9% of state funding is available for non-personnel expenditures⁴

Instructional Support



Educational Advancement & Technology Fund⁵

FY21	\$614,090
FY20	\$541,697
FY19	\$604,938

⁵ These one-time supplemental funds may be used for repairs and deferred maintenance, classroom instructional supplies, insurance for facilities, transportation, technology and school safety measures.

System Debt

TOTAL DEBT⁶	\$1,686,782	DEBT PER STUDENT	\$768
-------------------------------	--------------------	-------------------------	--------------

⁶ The debt totals in system audit reports may differ due to audit adjustments.



ALABAMA
ASSOCIATION OF
SCHOOL BOARDS

Sally Smith, J.D.
Executive Director

Tracey A. Meyer
Governmental Relations Coordinator

43 South Jackson Street
Montgomery, Alabama 36104

1-800-562-0601 | AlabamaSchoolBoards.org

@AlaSchoolBoards Facebook.com/AlabamaSchoolBoards