



ESCAMBIA COUNTY

SCHOOL SYSTEM SNAPSHOT: 2022 EDITION*


P.O. Box 307 | Brewton, AL 36427 | (251) 867-6251

Superintendent

Michele McClung






Board Members

Cynthia A. Jackson, Danny Benjamin, Loumeek White, Kevin Hoomes, Mike Edwards, Rev. Coleman M. Wallace, Sherry Digmon

 **\$3,328,144**
Cost of One Month's
Operation/General Fund

 **3.25**
Number of Months
Reserve Balance

By the Numbers

	Schools¹	11
	Students/ADM²	4,127
	Free & Reduced Lunch	49%
	Community Eligibility Program	55%
	Number of Route Buses³	77
	Buses 10 yrs. old or less.....	100%
	Students Bused.....	2,926
	Full-Time Employees	635
	Teachers.....	287
	Principals/ Assistant Principals.....	21
	Counselors.....	12
	Librarians.....	10
	Other Certified Employees.....	5
	Support Personnel.....	300

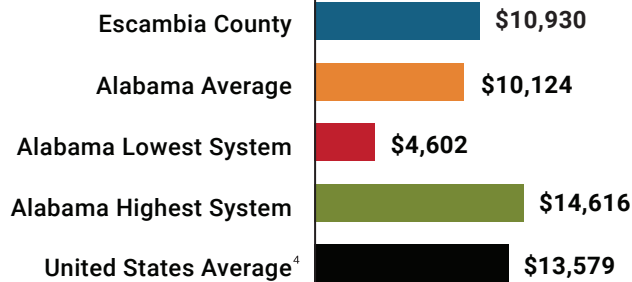
¹ Schools with enrollment, including Alternative and Career Technical Education

² Average Daily Membership (includes virtual students)

³ Data collected in FY20 and used for FY21 funding

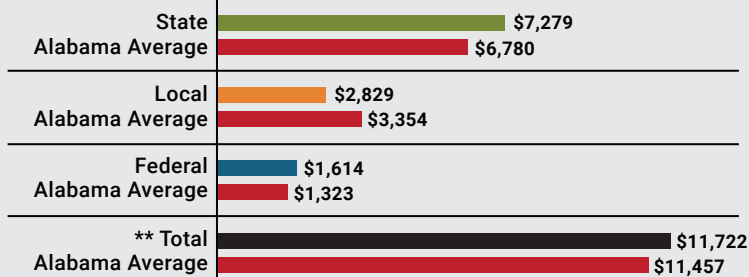
⁴ 2020-2021 NEA Rankings of the States

Total Per-Pupil Expenditures (PPE)



Per-Pupil Revenue Sources

Escambia County Revenue Sources



56
STATE
RANK

57
LOCAL
RANK

47
FEDERAL
RANK

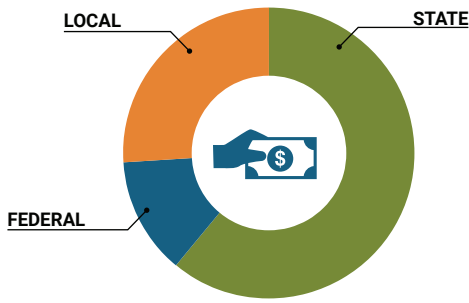
OVERALL SYSTEM RANK 47

** Total Revenue Among 138 School Systems

* THIS REPORT INCLUDES FISCAL YEAR 2020 DATA

School System Revenue

How was your school system funded?¹



\$30,039,116	STATE	61%
\$6,661,980	FEDERAL	13%
\$12,887,350	LOCAL	26%
— \$3,872,700	Local 10-Mill Match	
\$9,014,650	AVAILABLE LOCAL REVENUE	

VALUE OF 1-MILL For Your School System

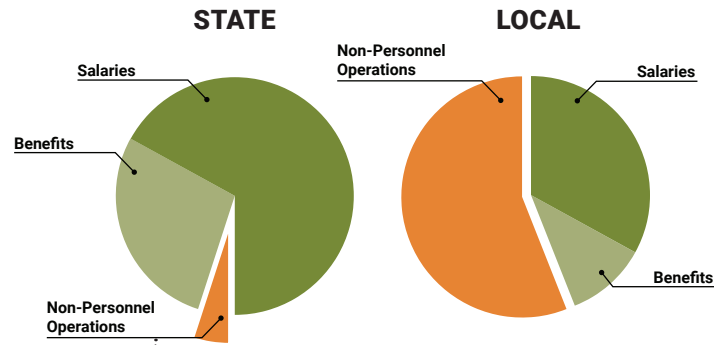
\$387,270

School System Spending

How did your school system spend state & local dollars?¹

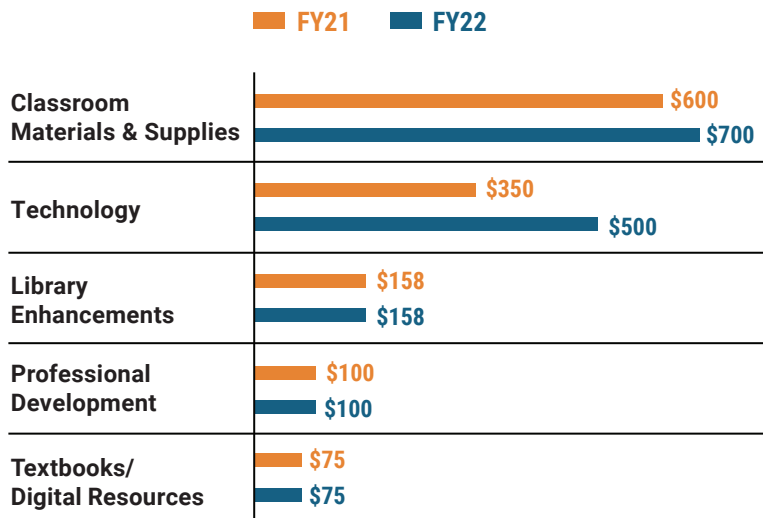
	STATE SPENDING ^{2,3}	LOCAL SPENDING ²
Salaries	\$20,462,933	\$2,590,988
Benefits	\$8,700,059	\$831,436
Non-Personnel Operations	\$1,560,717	\$4,380,660
TOTAL	\$30,723,710	\$7,803,084

¹ Revenues and expenditures may contain nominal variances due to rounding
² Does not include debt service or capital outlay
³ Includes 10-mill match
⁴ Such as utilities, operations & maintenance, etc.



Only 5% of state funding is available for non-personnel expenditures⁴

Instructional Support



Educational Advancement & Technology Fund⁵

FY21	\$1,154,174
FY20	\$1,007,417
FY19	\$1,147,181

⁵ These one-time supplemental funds may be used for repairs and deferred maintenance, classroom instructional supplies, insurance for facilities, transportation, technology and school safety measures.

System Debt

TOTAL DEBT⁶	DEBT PER STUDENT
\$22,534,949	\$5,460

⁶ The debt totals in system audit reports may differ due to audit adjustments.



ALABAMA ASSOCIATION OF SCHOOL BOARDS

Sally Smith, J.D.
Executive Director

Tracey A. Meyer
Governmental Relations Coordinator

43 South Jackson Street
Montgomery, Alabama 36104

1-800-562-0601 | AlabamaSchoolBoards.org

@AlaSchoolBoards Facebook.com/AlabamaSchoolBoards