



ELMORE COUNTY

SCHOOL SYSTEM SNAPSHOT: 2022 EDITION*

P.O. Box 817 | Wetumpka, AL 36092 | (334) 567-1200


Superintendent

Richard Dennis






Board Members

Wendell Saxon, David Jones, Leisa Finley, Dale Bain, Michael R. Morgan, Joey Holley, Brian Ward

 **\$7,462,859**
Cost of One Month's
Operation/General Fund

 **2.25**
Number of Months
Reserve Balance

By the Numbers

	Schools¹	15
	Students/ADM²	11,500
	Free & Reduced Lunch	50%
	Community Eligibility Program	36%
	Number of Route Buses³	132
	Buses 10 yrs. old or less.....	86%
	Students Bused.....	6,732
	Full-Time Employees	1,353
	Teachers.....	672
	Principals/ Assistant Principals.....	37
	Counselors.....	26
	Librarians.....	16
	Other Certified Employees.....	31
	Support Personnel.....	571

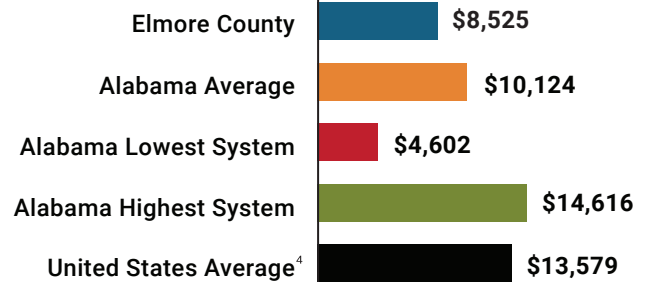
¹ Schools with enrollment, including Alternative and Career Technical Education

² Average Daily Membership (includes virtual students)

³ Data collected in FY20 and used for FY21 funding

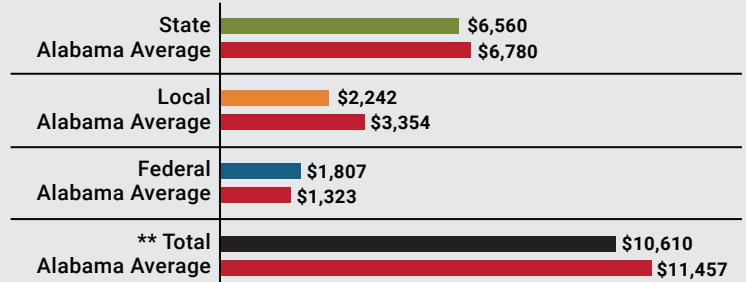
⁴ 2020-2021 NEA Rankings of the States

Total Per-Pupil Expenditures (PPE)



Per-Pupil Revenue Sources

Elmore County Revenue Sources



114
STATE
RANK

89
LOCAL
RANK

28
FEDERAL
RANK

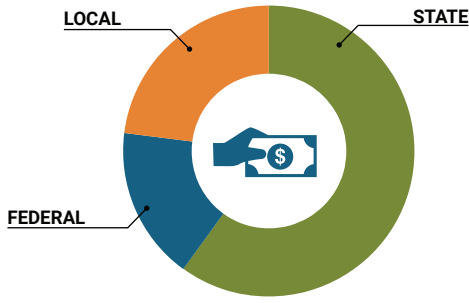
OVERALL SYSTEM RANK 104

** Total Revenue Among 138 School Systems

* THIS REPORT INCLUDES FISCAL YEAR 2020 DATA

School System Revenue

How was your school system funded?¹



\$75,438,786	STATE	60%
\$20,784,013	FEDERAL	17%
\$29,511,071	LOCAL	23%
— \$9,792,630	Local 10-Mill Match	
\$19,718,441	AVAILABLE LOCAL REVENUE	

VALUE OF 1-MILL For Your School System

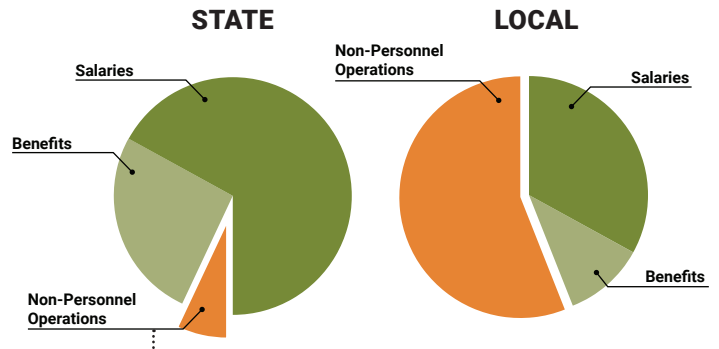


School System Spending

How did your school system spend state & local dollars?¹

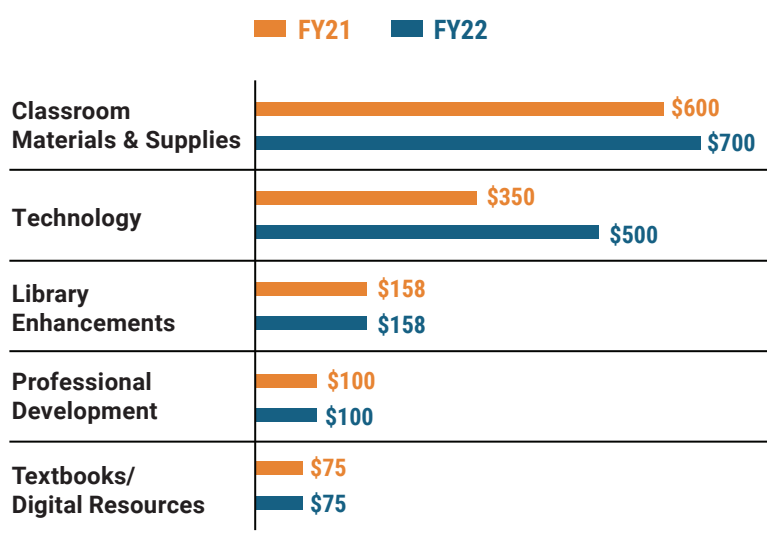
	STATE SPENDING ^{2,3}	LOCAL SPENDING ²
Salaries	\$52,227,673	\$2,038,043
Benefits	\$20,925,697	\$832,584
Non-Personnel Operations	\$5,150,028	\$8,358,633
TOTAL	\$78,303,398	\$11,229,261

¹ Revenues and expenditures may contain nominal variances due to rounding
² Does not include debt service or capital outlay
³ Includes 10-mill match
⁴ Such as utilities, operations & maintenance, etc.



Only 7% of state funding is available for non-personnel expenditures⁴

Instructional Support



Educational Advancement & Technology Fund⁵



⁵ These one-time supplemental funds may be used for repairs and deferred maintenance, classroom instructional supplies, insurance for facilities, transportation, technology and school safety measures.

System Debt

TOTAL DEBT⁶	DEBT PER STUDENT
\$96,133,685	\$8,359

⁶ The debt totals in system audit reports may differ due to audit adjustments.



Sally Smith, J.D.
Executive Director

Tracey A. Meyer
Governmental Relations Coordinator

43 South Jackson Street
Montgomery, Alabama 36104

1-800-562-0601 | AlabamaSchoolBoards.org

[@AlaSchoolBoards](https://twitter.com/AlaSchoolBoards) [f Facebook.com/AlabamaSchoolBoards](https://facebook.com/AlabamaSchoolBoards)