



DEKALB COUNTY

SCHOOL SYSTEM SNAPSHOT: 2022 EDITION*

P.O. Box 1668 | Rainsville, AL 35986 | (256) 638-6921


Superintendent

Wayne Lyles






Board Members

Randy Peppers, Robert Elliott, Carol Hiett, Monty A. Darwin, Rev. James C. Andrews

 **\$5,766,439**
Cost of One Month's
Operation/General Fund

 **2.25**
Number of Months
Reserve Balance

By the Numbers

	Schools ¹	14
	Students/ADM ²	8,708
	Free & Reduced Lunch.....	58%
	Community Eligibility Program.....	46%
	Number of Route Buses ³	121
	Buses 10 yrs. old or less.....	95%
	Students Bused.....	4,948
	Full-Time Employees.....	1,074
	Teachers.....	591
	Principals/ Assistant Principals.....	31
	Counselors.....	22
	Librarians.....	14
	Other Certified Employees.....	21
	Support Personnel.....	395

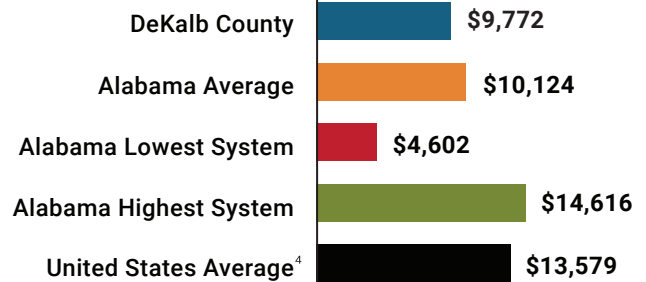
¹ Schools with enrollment, including Alternative and Career Technical Education

² Average Daily Membership (includes virtual students)

³ Data collected in FY20 and used for FY21 funding

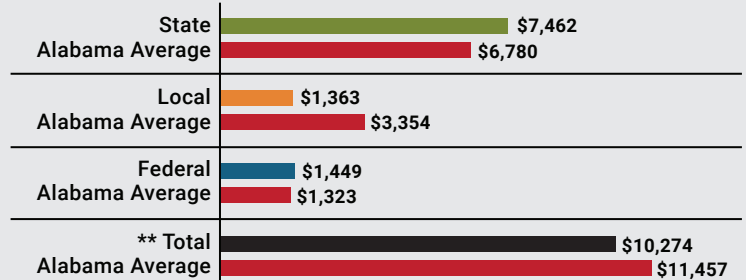
⁴ 2020-2021 NEA Rankings of the States

Total Per-Pupil Expenditures (PPE)



Per-Pupil Revenue Sources

DeKalb County Revenue Sources



39

STATE
RANK

136

LOCAL
RANK

66

FEDERAL
RANK

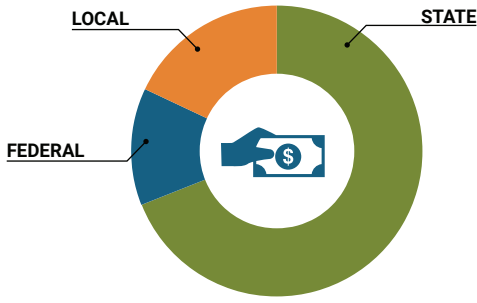
OVERALL SYSTEM RANK 123

** Total Revenue Among 138 School Systems

* THIS REPORT INCLUDES FISCAL YEAR 2020 DATA

School System Revenue

How was your school system funded?¹



\$64,977,517	STATE	69%
\$12,616,028	FEDERAL	13%
\$16,521,411	LOCAL	18%
— \$3,640,290	Local 10-Mill Match	
\$12,881,121	AVAILABLE LOCAL REVENUE	

VALUE OF 1-MILL For Your School System

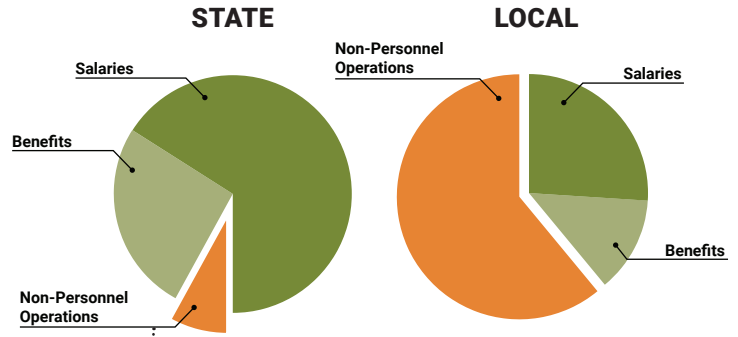
\$364,029

School System Spending

How did your school system spend state & local dollars?¹

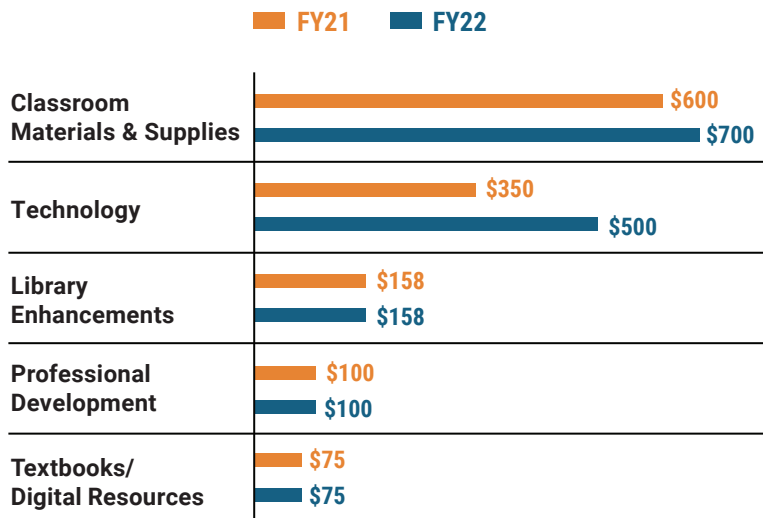
	STATE SPENDING ^{2,3}	LOCAL SPENDING ²
Salaries	\$40,563,308	\$2,805,901
Benefits	\$15,778,034	\$1,349,947
Non-Personnel Operations	\$4,683,861	\$6,513,992
TOTAL	\$61,025,202	\$10,669,839

- ¹ Revenues and expenditures may contain nominal variances due to rounding
² Does not include debt service or capital outlay
³ Includes 10-mill match
⁴ Such as utilities, operations & maintenance, etc.



Only 8% of state funding is available for non-personnel expenditures⁴

Instructional Support



Educational Advancement & Technology Fund⁵



⁵ These one-time supplemental funds may be used for repairs and deferred maintenance, classroom instructional supplies, insurance for facilities, transportation, technology and school safety measures.

System Debt

TOTAL DEBT⁶	DEBT PER STUDENT
\$17,611,617	\$2,022

⁶ The debt totals in system audit reports may differ due to audit adjustments.



ALABAMA ASSOCIATION OF SCHOOL BOARDS

Sally Smith, J.D.
Executive Director

Tracey A. Meyer
Governmental Relations Coordinator

43 South Jackson Street
Montgomery, Alabama 36104

1-800-562-0601 | AlabamaSchoolBoards.org

@AlaSchoolBoards Facebook.com/AlabamaSchoolBoards