



DALLAS COUNTY

SCHOOL SYSTEM SNAPSHOT: 2022 EDITION*


P.O. Box 1056 | Selma, AL 36702 | (334) 875-3440


Superintendent

Hattie Shelton






Board Members

Mamie W. Solomon, Melvin Flanagan-Brown, Leroy Miles, Jr., William D. Minor, Mark Story

 **\$2,421,086**
Cost of One Month's
Operation/General Fund

 **1.27**
Number of Months
Reserve Balance

By the Numbers

	Schools¹	12
	Students/ADM²	2,902
	Free & Reduced Lunch	68%
	Community Eligibility Program	73%
	Number of Route Buses³	72
	Buses 10 yrs. old or less.....	44%
	Students Bused.....	2,316
	Full-Time Employees	444
	Teachers.....	169
	Principals/ Assistant Principals.....	16
	Counselors.....	10
	Librarians.....	11
	Other Certified Employees.....	18
	Support Personnel.....	220

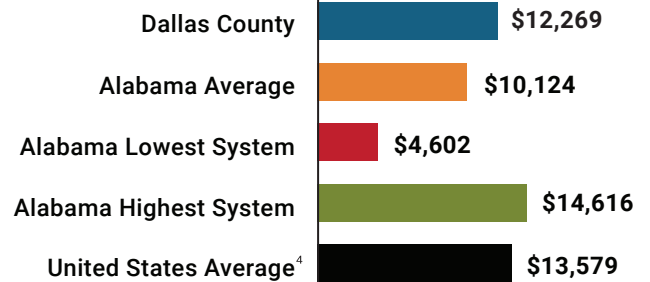
¹ Schools with enrollment, including Alternative and Career Technical Education

² Average Daily Membership (includes virtual students)

³ Data collected in FY20 and used for FY21 funding

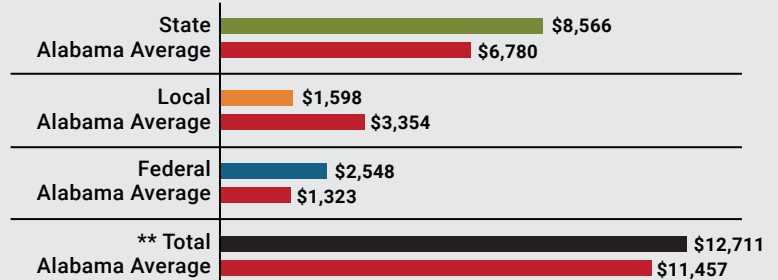
⁴ 2020-2021 NEA Rankings of the States

Total Per-Pupil Expenditures (PPE)



Per-Pupil Revenue Sources

Dallas County Revenue Sources



4
STATE
RANK

128
LOCAL
RANK

11
FEDERAL
RANK

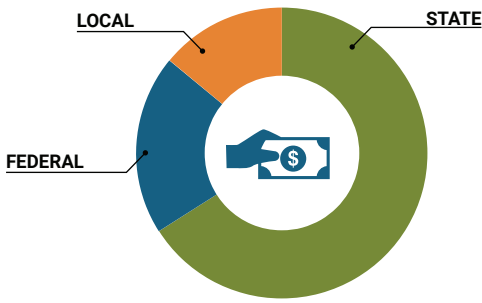
OVERALL SYSTEM RANK 24

** Total Revenue Among 138 School Systems

* THIS REPORT INCLUDES FISCAL YEAR 2020 DATA

School System Revenue

How was your school system funded?¹



\$24,857,999	STATE	66%
\$7,394,353	FEDERAL	20%
\$5,433,212	LOCAL	14%
\$2,073,760	Local 10-Mill Match	
\$3,359,452	AVAILABLE LOCAL REVENUE	

VALUE OF 1-MILL For Your School System

\$207,376

School System Spending

How did your school system spend state & local dollars?¹

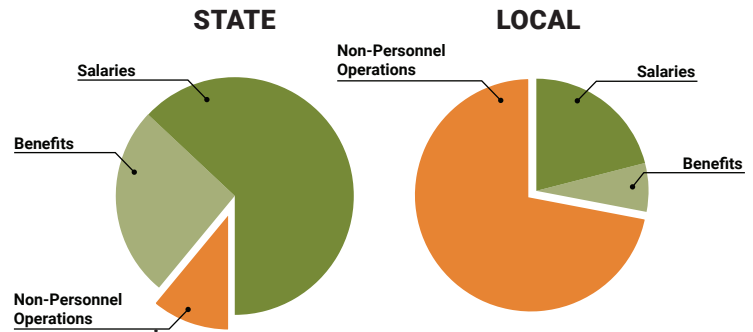
	STATE SPENDING ^{2,3}	LOCAL SPENDING ²
Salaries	\$15,903,371	\$645,493
Benefits	\$6,579,286	\$200,649
Non-Personnel Operations	\$2,793,152	\$2,212,908
TOTAL	\$25,275,810	\$3,059,050

¹ Revenues and expenditures may contain nominal variances due to rounding

² Does not include debt service or capital outlay

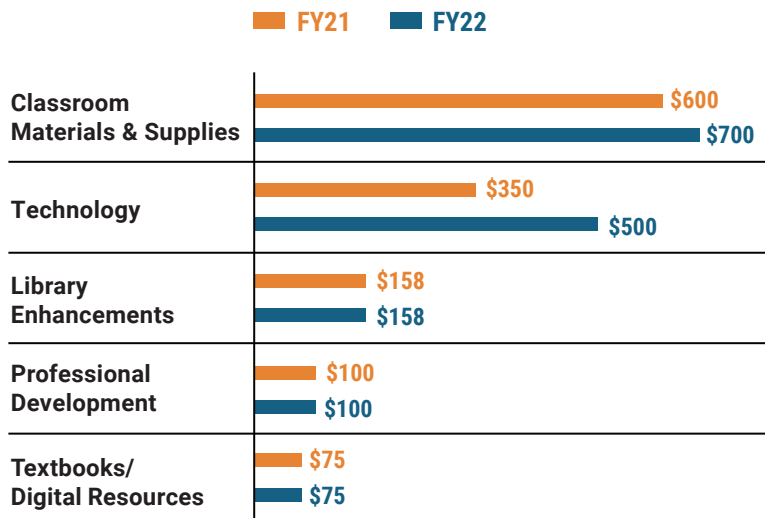
³ Includes 10-mill match

⁴ Such as utilities, operations & maintenance, etc.



Only 11% of state funding is available for non-personnel expenditures⁴

Instructional Support



Educational Advancement & Technology Fund⁵

FY21	\$811,580
FY20	\$731,675
FY19	\$854,146

⁵ These one-time supplemental funds may be used for repairs and deferred maintenance, classroom instructional supplies, insurance for facilities, transportation, technology and school safety measures.

System Debt

TOTAL DEBT⁶	\$2,666,352	DEBT PER STUDENT	\$919
-------------------------------	--------------------	-------------------------	--------------

⁶ The debt totals in system audit reports may differ due to audit adjustments.



ALABAMA
ASSOCIATION OF
SCHOOL BOARDS

Sally Smith, J.D.
Executive Director

Tracey A. Meyer
Governmental Relations Coordinator

43 South Jackson Street
Montgomery, Alabama 36104

1-800-562-0601 | AlabamaSchoolBoards.org

@AlaSchoolBoards Facebook.com/AlabamaSchoolBoards