



CULLMAN COUNTY

SCHOOL SYSTEM SNAPSHOT: 2022 EDITION*


402 Arnold Street N.E. | Cullman, AL 35055 | (256) 734-2933


Superintendent

Dr. Shane Barnette

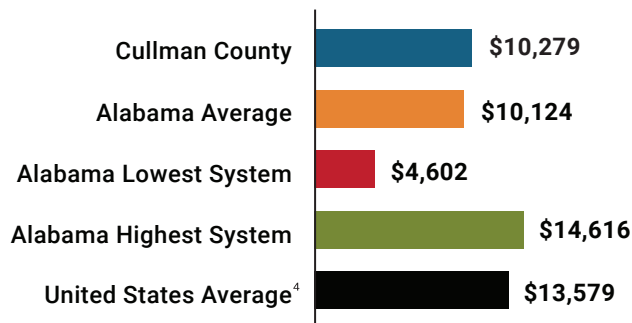
Board Members

Shane Rusk, Kerry Neighbors, Wayne Myrex, Heath Allbright, Michael E. Graves, Gene Sullins, Kenny Brockman






 **\$6,797,299**
Cost of One Month's
Operation/General Fund

 **2.20**
Number of Months
Reserve Balance

Total Per-Pupil Expenditures (PPE)

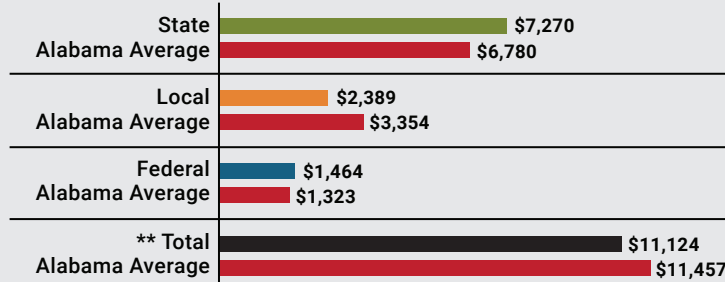


By the Numbers

	Schools¹	26
	Students/ADM²	9,227
	Free & Reduced Lunch	58%
	Community Eligibility Program	31%
	Number of Route Buses³	110
	Buses 10 yrs. old or less.....	100%
	Students Bused.....	5,498
	Full-Time Employees	1,158
	Teachers.....	610
	Principals/ Assistant Principals.....	38
	Counselors.....	22
	Librarians.....	24
	Other Certified Employees.....	28
	Support Personnel.....	436

Per-Pupil Revenue Sources

Cullman County Revenue Sources



58
STATE
RANK

79
LOCAL
RANK

61
FEDERAL
RANK

OVERALL SYSTEM RANK 83

** Total Revenue Among 138 School Systems

* THIS REPORT INCLUDES FISCAL YEAR 2020 DATA

¹ Schools with enrollment, including Alternative and Career Technical Education

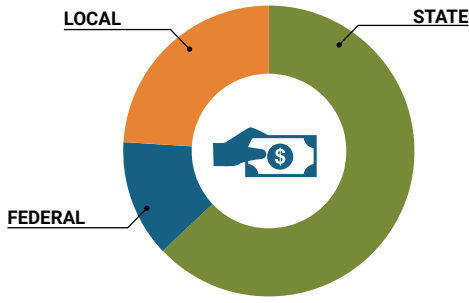
² Average Daily Membership (includes virtual students)

³ Data collected in FY20 and used for FY21 funding

⁴ 2020-2021 NEA Rankings of the States

School System Revenue

How was your school system funded?¹



\$67,078,981	STATE	63%
\$13,510,701	FEDERAL	13%
\$26,420,661	LOCAL	25%
— \$6,082,020	Local 10-Mill Match	
\$20,338,641	AVAILABLE LOCAL REVENUE	

VALUE OF 1-MILL For Your School System

\$608,202

School System Spending

How did your school system spend state & local dollars?¹

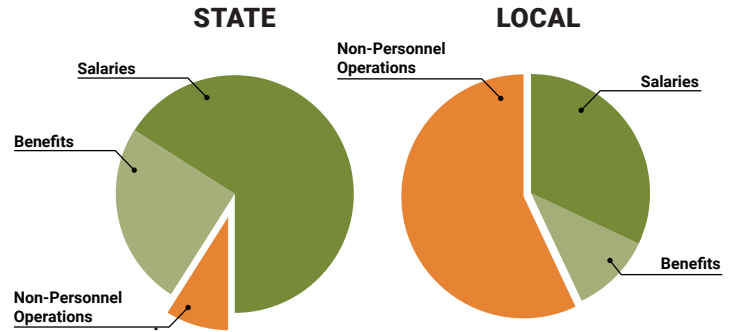
	STATE SPENDING ^{2,3}	LOCAL SPENDING ²
Salaries	\$45,691,615	\$4,908,461
Benefits	\$17,523,099	\$1,692,251
Non-Personnel Operations	\$6,248,612	\$8,726,327
TOTAL	\$69,463,326	\$15,327,038

¹ Revenues and expenditures may contain nominal variances due to rounding

² Does not include debt service or capital outlay

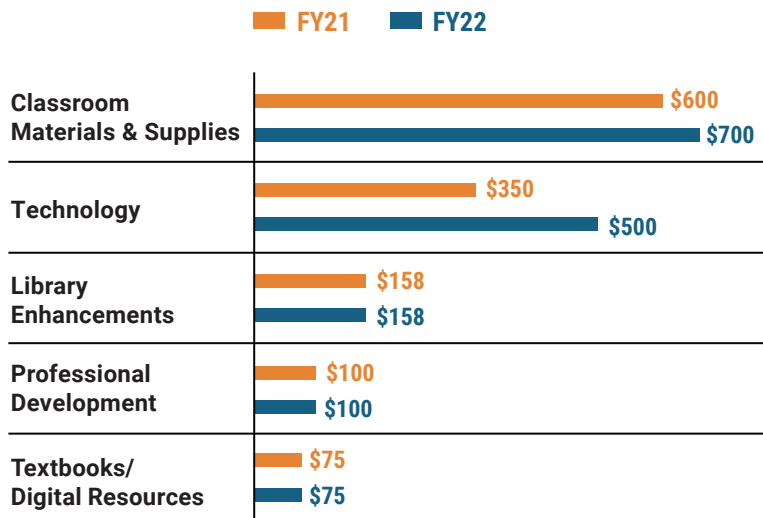
³ Includes 10-mill match

⁴ Such as utilities, operations & maintenance, etc.



Only 9% of state funding is available for non-personnel expenditures⁴

Instructional Support



Educational Advancement & Technology Fund⁵

FY21	\$2,580,698
FY20	\$2,249,979
FY19	\$2,556,901

⁵ These one-time supplemental funds may be used for repairs and deferred maintenance, classroom instructional supplies, insurance for facilities, transportation, technology and school safety measures.

System Debt

TOTAL DEBT⁶	DEBT PER STUDENT
\$21,886,918	\$2,372

⁶ The debt totals in system audit reports may differ due to audit adjustments.



ALABAMA
ASSOCIATION OF
SCHOOL BOARDS

Sally Smith, J.D.
Executive Director

Tracey A. Meyer
Governmental Relations Coordinator

43 South Jackson Street
Montgomery, Alabama 36104

1-800-562-0601 | AlabamaSchoolBoards.org

@AlaSchoolBoards Facebook.com/AlabamaSchoolBoards