



CRENSHAW COUNTY

SCHOOL SYSTEM SNAPSHOT: 2022 EDITION*


183 Votec Drive | Luverne, AL 36049 | (334) 335-6519

Superintendent

Dodd Hawthorne






Board Members

Dr. Charles Tompkins, Sheri B. Claybrook, Steven L. Jackson, Steve Hermeling, Annie Y. Zeigler

 **\$1,518,346**
Cost of One Month's
Operation/General Fund

 **2.47**
Number of Months
Reserve Balance

By the Numbers

	Schools¹	4
	Students/ADM²	2,168
	Free & Reduced Lunch	39%
	Community Eligibility Program	47%
	Number of Route Buses³	27
	Buses 10 yrs. old or less.....	74%
	Students Bused.....	973
	Full-Time Employees	272
	Teachers.....	142
	Principals/ Assistant Principals.....	7
	Counselors.....	6
	Librarians.....	3
	Other Certified Employees.....	6
	Support Personnel.....	108

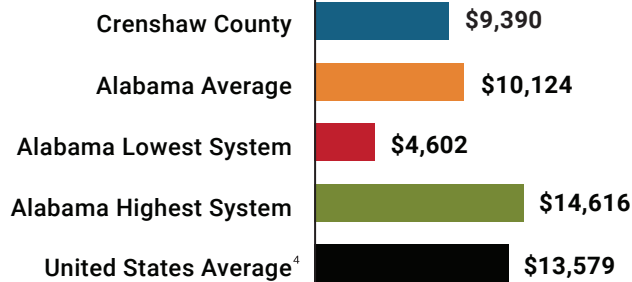
¹ Schools with enrollment, including Alternative and Career Technical Education

² Average Daily Membership (includes virtual students)

³ Data collected in FY20 and used for FY21 funding

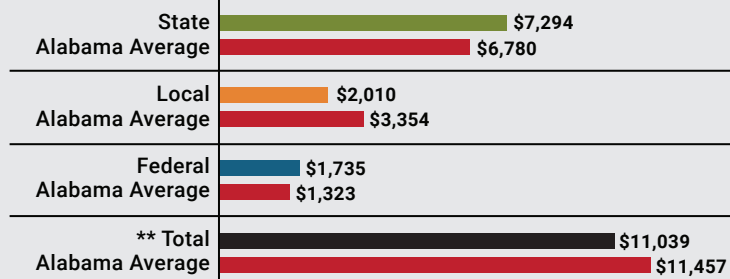
⁴ 2020-2021 NEA Rankings of the States

Total Per-Pupil Expenditures (PPE)



Per-Pupil Revenue Sources

Crenshaw County Revenue Sources



54

STATE
RANK

106

LOCAL
RANK

34

FEDERAL
RANK

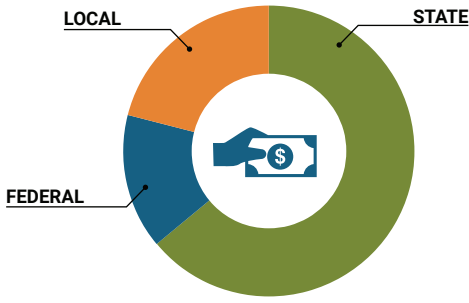
OVERALL SYSTEM RANK 93

** Total Revenue Among 138 School Systems

* THIS REPORT INCLUDES FISCAL YEAR 2020 DATA

School System Revenue

How was your school system funded?¹



\$15,814,134	STATE	64%
\$3,761,170	FEDERAL	15%
\$5,284,540	LOCAL	21%
\$1,452,940	Local 10-Mill Match	
\$3,831,600	AVAILABLE LOCAL REVENUE	

VALUE OF 1-MILL For Your School System

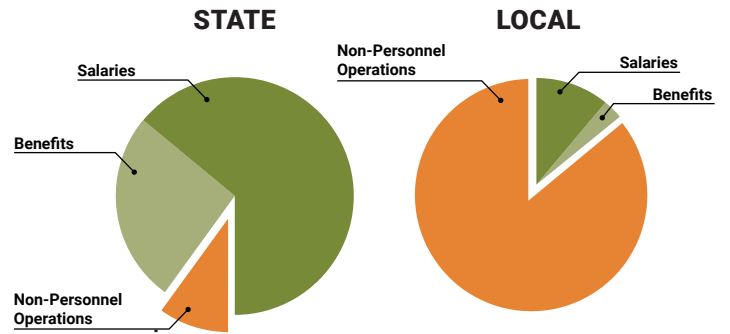
\$145,294

School System Spending

How did your school system spend state & local dollars?¹

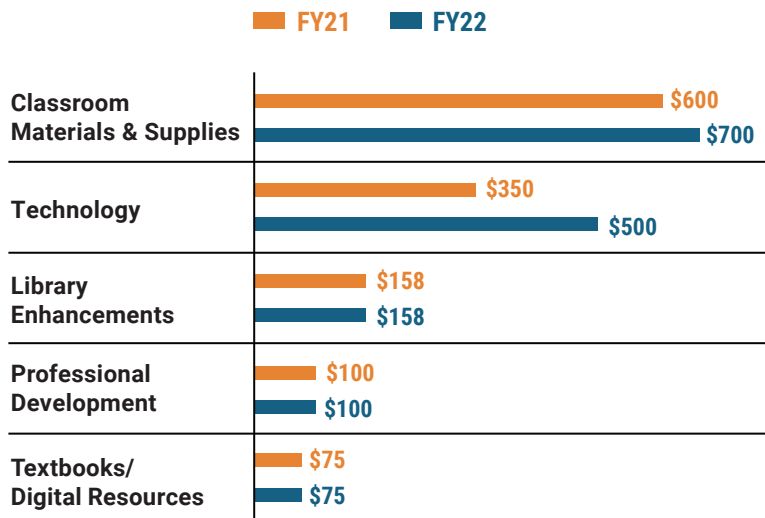
	STATE SPENDING ^{2,3}	LOCAL SPENDING ²
Salaries	\$10,587,280	\$235,715
Benefits	\$4,241,566	\$60,363
Non-Personnel Operations	\$1,704,419	\$1,790,951
TOTAL	\$16,533,266	\$2,087,029

- ¹ Revenues and expenditures may contain nominal variances due to rounding
² Does not include debt service or capital outlay
³ Includes 10-mill match
⁴ Such as utilities, operations & maintenance, etc.



Only 10% of state funding is available for non-personnel expenditures⁴

Instructional Support



Educational Advancement & Technology Fund⁵

FY21	\$606,469
FY20	\$523,370
FY19	\$590,033

⁵ These one-time supplemental funds may be used for repairs and deferred maintenance, classroom instructional supplies, insurance for facilities, transportation, technology and school safety measures.

System Debt

TOTAL DEBT⁶	DEBT PER STUDENT
\$7,406,313	\$3,416

⁶ The debt totals in system audit reports may differ due to audit adjustments.



ALABAMA
ASSOCIATION OF
SCHOOL BOARDS

Sally Smith, J.D.
Executive Director

Tracey A. Meyer
Governmental Relations Coordinator

43 South Jackson Street
Montgomery, Alabama 36104

1-800-562-0601 | AlabamaSchoolBoards.org

@AlaSchoolBoards Facebook.com/AlabamaSchoolBoards