



CONECUH COUNTY

SCHOOL SYSTEM SNAPSHOT: 2022 EDITION*

1455 Ted Bates Drive | Evergreen, AL 36401 | (251) 578-1752

Superintendent

Tonya Bozeman






Board Members

Janet D. Hayes, Janice B. Downing, Dr. Coretta Boykin, Mary Ray, Willene Whatley

 **\$1,364,013**
Cost of One Month's
Operation/General Fund

 **2.01**
Number of Months
Reserve Balance

By the Numbers

| | | |
|--|--|-------|
|  | Schools ¹ | 7 |
|  | Students/ADM ² | 1,823 |
|  | Free & Reduced Lunch..... | 51% |
| | Community Eligibility Program..... | 69% |
|  | Number of Route Buses ³ | 28 |
| | Buses 10 yrs. old or less..... | 75% |
| | Students Bused..... | 1,190 |
|  | Full-Time Employees..... | 235 |
| | Teachers..... | 98 |
| | Principals/ Assistant Principals..... | 11 |
| | Counselors..... | 5 |
| | Librarians..... | 6 |
| | Other Certified Employees..... | 11 |
| | Support Personnel..... | 104 |

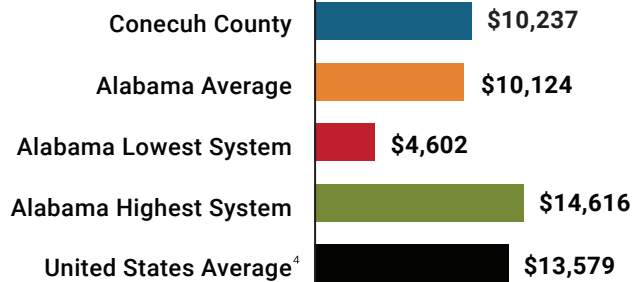
¹ Schools with enrollment, including Alternative and Career Technical Education

² Average Daily Membership (includes virtual students)

³ Data collected in FY20 and used for FY21 funding

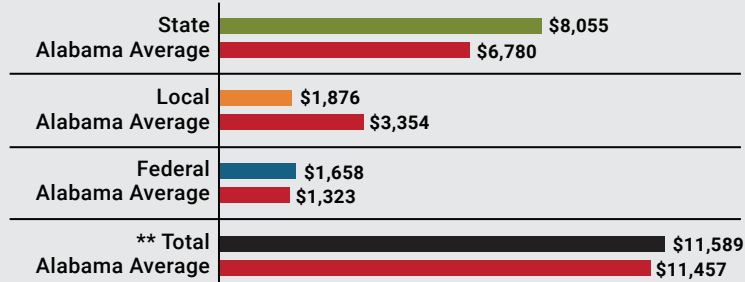
⁴ 2020-2021 NEA Rankings of the States

Total Per-Pupil Expenditures (PPE)



Per-Pupil Revenue Sources

Conecuh County Revenue Sources



11

STATE
RANK

115

LOCAL
RANK

43

FEDERAL
RANK

OVERALL SYSTEM RANK 56

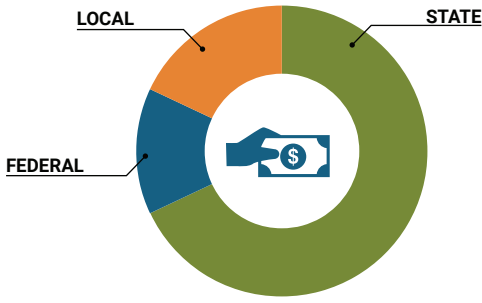
** Total Revenue Among 138 School Systems

* THIS REPORT INCLUDES FISCAL YEAR 2020 DATA

At time of print, financials not yet approved by State Department of Education.

School System Revenue

How was your school system funded?¹



| | | |
|--------------------|--------------------------------|-----|
| \$14,684,042 | STATE | 68% |
| \$3,022,362 | FEDERAL | 14% |
| \$3,771,255 | LOCAL | 18% |
| — \$1,217,370 | Local 10-Mill Match | |
| \$2,553,885 | AVAILABLE LOCAL REVENUE | |

VALUE OF 1-MILL For Your School System

\$121,737

School System Spending

How did your school system spend state & local dollars?¹

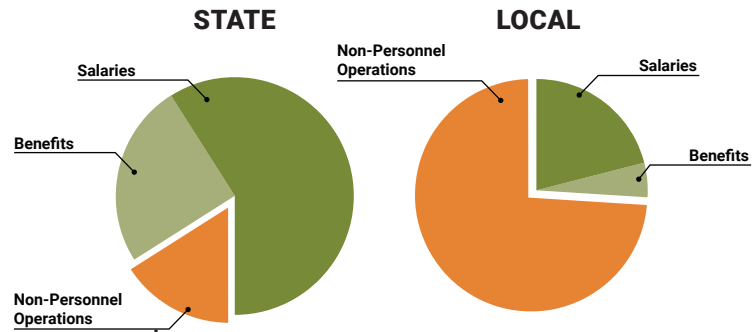
| | STATE SPENDING ^{2,3} | LOCAL SPENDING ² |
|--------------------------|-------------------------------|-----------------------------|
| Salaries | \$8,491,586 | \$395,285 |
| Benefits | \$3,548,602 | \$102,322 |
| Non-Personnel Operations | \$2,311,401 | \$1,429,537 |
| TOTAL | \$14,351,588 | \$1,927,144 |

¹ Revenues and expenditures may contain nominal variances due to rounding

² Does not include debt service or capital outlay

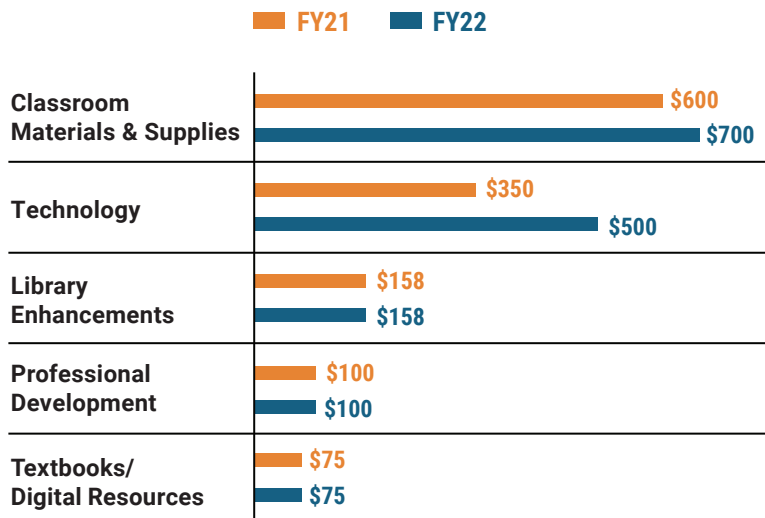
³ Includes 10-mill match

⁴ Such as utilities, operations & maintenance, etc.



Only 16% of state funding is available for non-personnel expenditures⁴

Instructional Support



Educational Advancement & Technology Fund⁵

| | |
|------|-----------|
| FY21 | \$509,961 |
| FY20 | \$450,328 |
| FY19 | \$497,409 |

⁵ These one-time supplemental funds may be used for repairs and deferred maintenance, classroom instructional supplies, insurance for facilities, transportation, technology and school safety measures.

System Debt

| | |
|-------------------------------|-------------------------|
| TOTAL DEBT⁶ | DEBT PER STUDENT |
| \$7,603,873 | \$4,171 |

⁶ The debt totals in system audit reports may differ due to audit adjustments.



ALABAMA
ASSOCIATION OF
SCHOOL BOARDS

Sally Smith, J.D.
Executive Director

Tracey A. Meyer
Governmental Relations Coordinator

43 South Jackson Street
Montgomery, Alabama 36104

1-800-562-0601 | AlabamaSchoolBoards.org

@AlaSchoolBoards Facebook.com/AlabamaSchoolBoards