



# CLEBURNE COUNTY

## SCHOOL SYSTEM SNAPSHOT: 2022 EDITION\*

141 Davenport Drive | Heflin, AL 36264 | (256) 463-5624

Superintendent

Chad Young






Board Members

Tracy McMahan, Owen McWhorter, Donya Hill Beam, Jay Grubbs, Chad Smith

 **\$1,766,644**  
Cost of One Month's  
Operation/General Fund

 **3.06**  
Number of Months  
Reserve Balance

### By the Numbers

	Schools <sup>1</sup> .....	8
	Students/ADM <sup>2</sup> .....	2,456
	Free & Reduced Lunch.....	56%
	Community Eligibility Program.....	36%
	Number of Route Buses <sup>3</sup> .....	34
	Buses 10 yrs. old or less.....	100%
	Students Bused.....	1,667
	Full-Time Employees.....	327
	Teachers.....	154
	Principals/ Assistant Principals.....	11
	Counselors.....	8
	Librarians.....	6
	Other Certified Employees.....	12
	Support Personnel.....	136

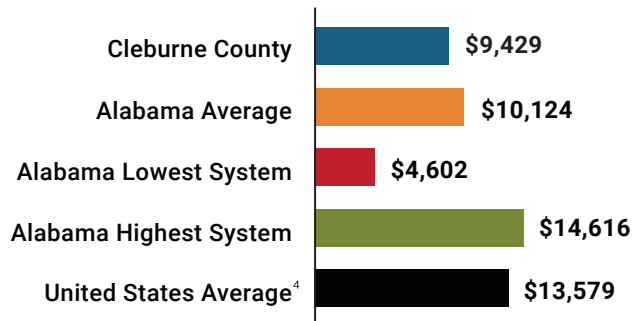
<sup>1</sup> Schools with enrollment, including Alternative and Career Technical Education

<sup>2</sup> Average Daily Membership (includes virtual students)

<sup>3</sup> Data collected in FY20 and used for FY21 funding

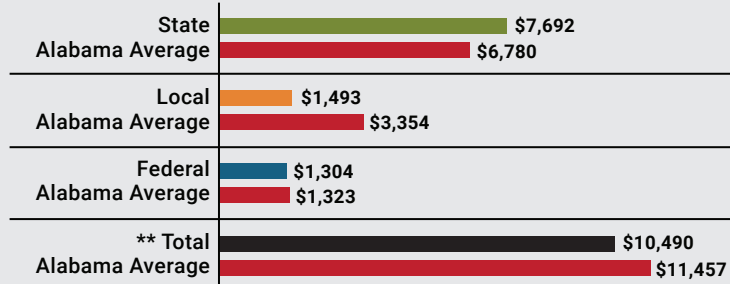
<sup>4</sup> 2020-2021 NEA Rankings of the States

### Total Per-Pupil Expenditures (PPE)



### Per-Pupil Revenue Sources

#### Cleburne County Revenue Sources



**23**  
STATE  
RANK

**129**  
LOCAL  
RANK

**77**  
FEDERAL  
RANK

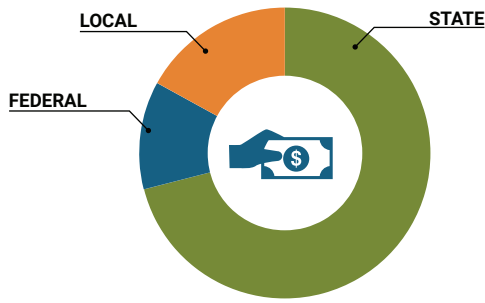
## OVERALL SYSTEM RANK 112

\*\* Total Revenue Among 138 School Systems

\* THIS REPORT INCLUDES FISCAL YEAR 2020 DATA

# School System Revenue

## How was your school system funded?<sup>1</sup>



\$18,892,660	STATE	71%
\$3,201,785	FEDERAL	12%
\$4,588,465	LOCAL	17%
— \$1,263,490	Local 10-Mill Match	
<b>\$3,324,975</b>	<b>AVAILABLE LOCAL REVENUE</b>	

**VALUE OF 1-MILL**  
For Your School System

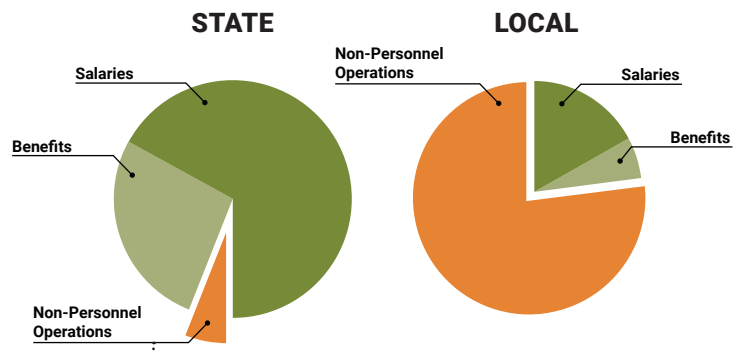
### \$126,349

# School System Spending

## How did your school system spend state & local dollars?<sup>1</sup>

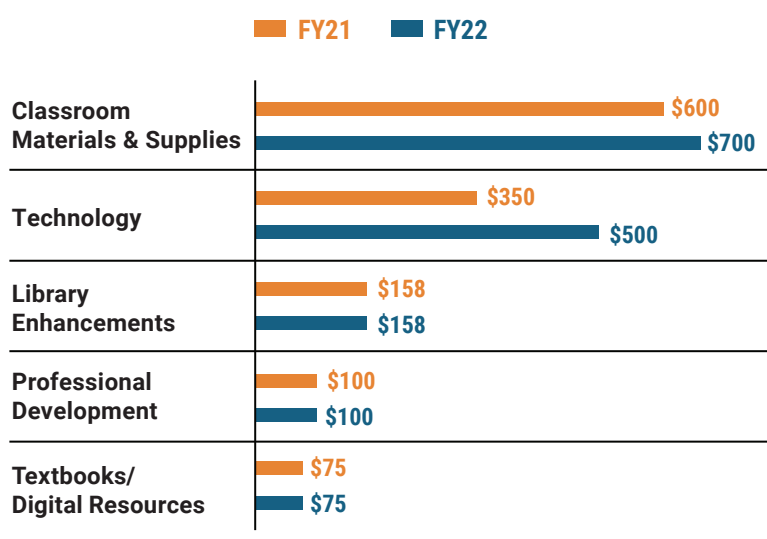
	STATE SPENDING <sup>2,3</sup>	LOCAL SPENDING <sup>2</sup>
Salaries	\$12,323,233	\$337,181
Benefits	\$4,802,732	\$134,158
Non-Personnel Operations	\$1,136,088	\$1,596,996
<b>TOTAL</b>	<b>\$18,262,053</b>	<b>\$2,068,336</b>

<sup>1</sup> Revenues and expenditures may contain nominal variances due to rounding  
<sup>2</sup> Does not include debt service or capital outlay  
<sup>3</sup> Includes 10-mill match  
<sup>4</sup> Such as utilities, operations & maintenance, etc.

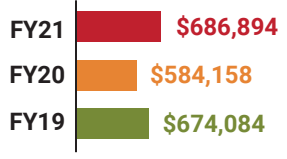


**Only 6% of state funding is available for non-personnel expenditures<sup>4</sup>**

# Instructional Support



# Educational Advancement & Technology Fund<sup>5</sup>



<sup>5</sup> These one-time supplemental funds may be used for repairs and deferred maintenance, classroom instructional supplies, insurance for facilities, transportation, technology and school safety measures.

# System Debt

<b>TOTAL DEBT<sup>6</sup></b>	<b>DEBT PER STUDENT</b>
<b>\$10,594,919</b>	<b>\$4,314</b>

<sup>6</sup> The debt totals in system audit reports may differ due to audit adjustments.



**Sally Smith, J.D.**  
Executive Director

**Tracey A. Meyer**  
Governmental Relations Coordinator

43 South Jackson Street  
Montgomery, Alabama 36104

1-800-562-0601 | [AlabamaSchoolBoards.org](http://AlabamaSchoolBoards.org)

@AlaSchoolBoards | [Facebook.com/AlabamaSchoolBoards](https://www.facebook.com/AlabamaSchoolBoards)